

**KIRKLAND ELEMENTARY SCHOOL DISTRICT NO. 23
KIRKLAND, ARIZONA**

**ANNUAL FINANCIAL REPORT
AND
REPORT ON INTERNAL CONTROL AND COMPLIANCE**

FISCAL YEAR ENDED JUNE 30, 2022



**Issued by:
Business and Finance Department**

This page is intentionally left blank.

**KIRKLAND ELEMENTARY SCHOOL DISTRICT NO. 23
TABLE OF CONTENTS
JUNE 30, 2022**

Page

FINANCIAL SECTION

INDEPENDENT AUDITORS' REPORT.....1

MANAGEMENT'S DISCUSSION AND ANALYSIS (MD&A).....7

BASIC FINANCIAL STATEMENTS

Government-Wide Financial Statements:

Statement of Net Position.....22

Statement of Activities.....23

Fund Financial Statements:

Governmental Funds:

Balance Sheet - Governmental Funds.....26

Reconciliation of the Governmental Funds Balance Sheet to the
Government-Wide Statement of Net Position.....29

Statement of Revenues, Expenditures, and Changes In Fund Balances -
Governmental Funds30

Reconciliation of the Governmental Funds Statement of Revenues,
Expenditures, and Changes in Fund Balances to the Government-Wide
Statement of Activities.....32

Notes to the Financial Statements.....33

REQUIRED SUPPLEMENTARY INFORMATION

Budgetary Comparison Schedule - General Fund.....57

Budgetary Comparison Schedule - ESSER Grants Fund.....59

Schedule of the District's Proportionate Share of the Net Pension Liability.....60

Schedule of the District's Proportionate Share of the Other Postemployment
Benefit Liability.....62

Schedule of District Pension Contributions.....64

Schedule of District Other Postemployment Benefit Contributions.....66

Note to Required Supplementary Information.....68

REPORT ON INTERNAL CONTROL AND ON COMPLIANCE

Independent Auditors' Report on Internal Control over Financial Reporting and
on Compliance and Other Matters Based on an Audit of Financial Statements
Performed In Accordance with *Government Auditing Standards*71

This page intentionally left blank.



INDEPENDENT AUDITORS' REPORT

Governing Board of
Kirkland Elementary School District No. 23
Kirkland, Arizona

Report on the Audit of the Financial Statements

Opinions

We have audited the accompanying financial statements of the governmental activities, each major fund and the aggregate remaining fund information of Kirkland Elementary School District No. 23, (the District) as of and for the year ended June 30, 2022, and the related notes to the financial statements, which collectively comprise the District's basic financial statements as listed in the table of contents.

In our opinion, the financial statements referred to above present fairly, in all material respects, the respective financial position of the governmental activities of the District, as of year ended June 30, 2022, and the respective changes in financial position, thereof for the year then ended in accordance with accounting principles generally accepted in the United States of America.

Basis for Opinion

We conducted our audit in accordance with auditing standards generally accepted in the United States of America (GAAS) and the standards applicable to financial audits contained in *Government Auditing Standards*, issued by the Comptroller General of the United States. Our responsibilities under those standards are further described in the Auditor's Responsibilities for the Audit of the Financial Statements section of our report. We are required to be independent of the District and to meet our other ethical responsibilities, in accordance with the relevant ethical requirements relating to our audit. We believe that the audit evidence we have obtained is sufficient and appropriate to provide a basis for our audit opinions.

Responsibilities of Management for the Financial Statements

Kirkland Elementary School District No. 23's management is responsible for the preparation and fair presentation of the financial statements in accordance with accounting principles generally accepted in the United States of America, and for the design, implementation, and maintenance of internal control relevant to the preparation and fair presentation of financial statements that are free from material misstatement, whether due to fraud or error.

In preparing the financial statements, management is required to evaluate whether there are conditions or events, considered in the aggregate, that raise substantial doubt about the District's ability to continue as a going concern for twelve months beyond the financial statement date, including any currently known information that may raise substantial doubt shortly thereafter.

Auditor's Responsibilities for the Audit of the Financial Statements

Our objectives are to obtain reasonable assurance about whether the financial statements as a whole are free from material misstatement, whether due to fraud or error, and to issue an auditor's report that includes our opinion. Reasonable assurance is a high level of assurance but is not absolute assurance and therefore is not a guarantee that an audit conducted in accordance with GAAS will always detect a material misstatement when it exists. The risk of not detecting a material misstatement resulting from fraud is higher than for one resulting from error, as fraud may involve collusion, forgery, intentional omissions, misrepresentations, or the override of internal control. Misstatements are considered material if there is a substantial likelihood that, individually or in the aggregate, they would influence the judgment made by a reasonable user based on the financial statements.

In performing an audit in accordance with GAAS and *Government Auditing Standards*, we:

- Exercise professional judgment and maintain professional skepticism throughout the audit.
- Identify and assess the risks of material misstatement of the financial statements, whether due to fraud or error, and design and perform audit procedures responsive to those risks. Such procedures include examining, on a test basis, evidence regarding the amounts and disclosures in the financial statements.
- Obtain an understanding of internal control relevant to the audit in order to design audit procedures that are appropriate in the circumstances, but not for the purpose of expressing an opinion on the effectiveness of the District's internal control. Accordingly, no such opinion is expressed.
- Evaluate the appropriateness of accounting policies used and the reasonableness of significant accounting estimates made by management, as well as evaluate the overall presentation of the financial statements.
- Conclude whether, in our judgment, there are conditions or events, considered in the aggregate, that raise substantial doubt about the District's ability to continue as a going concern for a reasonable period of time.

We are required to communicate with those charged with governance regarding, among other matters, the planned scope and timing of the audit, significant audit findings, and certain internal control related matters that we identified during the audit.

Required Supplementary Information

Accounting principles generally accepted in the United States of America require that the management's discussion and analysis, the budgetary comparison information and the pension schedules, as presented in the table of contents, be presented to supplement the basic financial statements. Such information is the responsibility of management and, although not a part of the basic financial statements, is required by the Governmental Accounting Standards Board who considers it to be an essential part of financial reporting for placing the basic financial statements in an appropriate operational, economic, or historical context. We have applied certain limited procedures to the required supplementary information in accordance with auditing standards generally accepted in the United States of America, which consisted of inquiries of management about the methods of preparing the information and comparing the information for consistency with management's responses to our inquiries, the basic financial statements, and other knowledge we obtained during our audit of the basic financial statements. We do not express an opinion or provide any assurance on the information because the limited procedures do not provide us with sufficient evidence to express an opinion or provide any assurance.

Other Reporting Required by Government Auditing Standards

In accordance with *Government Auditing Standards*, we have also issued our report dated February 24, 2023, on our consideration of the District's internal control over financial reporting and on our tests of its compliance with certain provisions of laws, regulations, contracts, and grant agreements and other matters. The purpose of that report is solely to describe the scope of our testing of internal control over financial reporting and compliance and the results of that testing, and not to provide an opinion on the effectiveness of internal control over financial reporting or on compliance. That report is an integral part of an audit performed in accordance with *Government Auditing Standards* in considering the District's internal control over financial reporting and compliance.

CWDL, Certified Public Accountants

Scottsdale, Arizona

February 24, 2023

This page intentionally left blank.

MANAGEMENT'S DISCUSSION AND ANALYSIS (MD&A)
(Required Supplementary Information)

This page intentionally left blank.

**KIRKLAND ELEMENTARY SCHOOL DISTRICT NO. 23
MANAGEMENT'S DISCUSSION AND ANALYSIS (MD&A)
JUNE 30, 2022**

As management of the Kirkland Elementary School District No. 23 (District), we offer readers of the District's financial statements this narrative overview and analysis of the financial activities of the District for the fiscal year ended June 30, 2022. We encourage readers to consider the information presented here in conjunction with the audited financial statements included in this report.

FINANCIAL HIGHLIGHTS

Key financial highlights for fiscal year June 30, 2022, were as follows:

- As of June 30, 2022, the District's total net position was \$983,898. This is an increase of \$255,887, or 35.1 percent, from fiscal year 2020-21.
- General revenues of \$1.1 million accounted for 59.1 percent of all fiscal year 2021-22 revenues. Program specific revenues in the form of charges for services, operating grants and contributions, and capital grants and contributions of \$780,602 accounted for 40.9 percent of total fiscal year 2021-22 revenues.
- The District had \$1.7 million in expenses related to governmental activities; of which \$780,602 of these expenses were offset by program specific charges for services, operating grants and contributions, and capital grants and contributions. General revenues of \$1.1 million provided resources for the remaining \$870,669 of District costs. The excess between the general revenues and remaining District costs resulted in net position increasing \$255,887.
- The General Fund reported \$1.0 million in revenues and \$985,855 in expenditures. The revenues consisted primarily of \$443,279 in property taxes and \$399,824 in state aid and grants. As a result of annual activity, the General Fund's fund balance increased \$35,161.
- Per A.R.S. §15-949, the District is allowed a small school adjustment to their budget since their student count is 125 or less in grades K-8. For the fiscal year ending June 30, 2022., the District's small school adjustment was \$255,150 and was reported in the Maintenance and Operation Fund's final budget.
- The District paid \$79,028 in tuition to other districts for students in grades 9-12 that live within the District's boundaries.
- The District's net capital assets increased \$34,593 as a result of activity throughout the year. For additional information regarding the capital assets, see financial statement note 5.
- The District made a \$31,245 principal payment on an outstanding financed purchase reducing the principal balance to \$32,428 as of June 30, 2022. For further information regarding leases, see financial statement note 10.
- The District was awarded \$200,000 in ESSER II grant monies that can be expended through September 30, 2023; and \$354,079 in ESSER III grant monies that can be expended through September 30, 2024. The District spent \$103,326 from ESSER II Fund and \$212,159 from ESSER III Fund during fiscal years 2020-21 and 2021-22. Therefore, the unspent remaining amounts were \$96,674 from ESSER II fund and \$141,920 from ESSER III Fund, which can be used for subsequent fiscal years.

**KIRKLAND ELEMENTARY SCHOOL DISTRICT NO. 23
MANAGEMENT'S DISCUSSION AND ANALYSIS (MD&A)
JUNE 30, 2022**

OVERVIEW OF FINANCIAL STATEMENTS

The District's basic financial statements are comprised of the government-wide financial statements, the fund financial statements and the notes to the financial statements. These sections provide a comprehensive overview of the District's finances.

Government-wide financial statements. The government-wide financial statements are designed to provide readers with a broad overview of the District's finances, in a manner similar to a private-sector business.

The *Statement of Net Position* presents information on all of the District's assets, deferred outflows of resources, liabilities, and deferred inflows of resources, with the difference between them reported as net position. Over time, increases or decreases in net position may serve as a useful indicator of whether the financial position of the District is improving or deteriorating.

The *Statement of Activities* presents information showing how the District's net position changed during the most recent fiscal year. All changes in net position are reported as soon as the underlying event giving rise to the change occurs, regardless of the timing of related cash flows. Thus, revenues and expenses are reported in this statement for some items that will only result in cash flows in future fiscal periods (e.g., uncollected taxes and earned but unused compensated absences).

The government-wide financial statements of the District include the Governmental activities. Most of the District's basic services are included here, such as instruction, extra-curricular activities, curriculum and staff development, and general administration. Property taxes, intergovernmental revenues and grants finance most of these activities.

Fund financial statements. A fund is a grouping of related accounts that is used to maintain control over resources that have been segregated for specific activities or objectives. The District uses fund accounting to ensure and demonstrate compliance with finance-related legal requirements. All of the funds of the District can be presented within governmental funds.

Governmental funds. Governmental funds are used to account for essentially the same functions reported as governmental activities in the government-wide financial statements. However, unlike the government-wide financial statements, governmental fund financial statements focus on near-term inflows of expendable resources, as well as on balances of expendable resources available at the end of the fiscal year. Such information may be useful in evaluating the District's near-term financing requirements.

Because the focus of governmental funds is narrower than that of the government-wide financial statements, it is useful to compare the information presented for governmental funds with similar information presented for governmental activities in the government-wide financial statements. By doing so, readers may better understand the long-term impact of the District's near-term financing decisions. The governmental fund *Balance Sheet* and the governmental fund *Statement of Revenues, Expenditures, and Changes in Fund Balances* provide a reconciliation to facilitate this comparison between governmental funds and governmental activities.

**KIRKLAND ELEMENTARY SCHOOL DISTRICT NO. 23
MANAGEMENT'S DISCUSSION AND ANALYSIS (MD&A)
JUNE 30, 2022**

OVERVIEW OF FINANCIAL STATEMENTS

Information is presented separately in the governmental fund *Balance Sheet* and in the governmental fund *Statement of Revenues, Expenditures, and Changes in Fund Balances* for all major funds. Data from the other non-major governmental funds are combined into a single, aggregated presentation.

Notes to the financial statements. The notes provide additional information that is essential to a full understanding of the data provided in the government-wide and fund financial statements. The notes to the financial statements can be found immediately following the basic financial statements.

Required supplementary information. In addition to the basic financial statements and accompanying notes, this report also presents certain required supplementary information concerning the District's budget process. The District adopts an annual expenditure budget for all governmental funds. A budgetary comparison schedule is provided for the General Fund and any major special revenue funds. Additionally, pension schedules detailing the District's proportionate share of net pension liability and pension contributions are presented as required supplementary information.

**KIRKLAND ELEMENTARY SCHOOL DISTRICT NO. 23
MANAGEMENT'S DISCUSSION AND ANALYSIS (MD&A)
JUNE 30, 2022**

GOVERNMENT-WIDE FINANCIAL ANALYSIS

The following table presents a comparison of the District's net position for the fiscal years ended June 30, 2022 and 2021.

	As of June 30, 2022	(As restated) As of June 30, 2021	Change	Percent Change
ASSETS				
Current and other assets	\$ 455,999	\$ 182,082	\$ 273,917	150.4 %
Capital assets	1,496,465	1,461,872	34,593	2.4 %
Total assets	<u>1,952,464</u>	<u>1,643,954</u>	<u>308,510</u>	<u>18.8 %</u>
DEFERRED OUTFLOWS OF RESOURCES				
	<u>232,599</u>	<u>266,754</u>	<u>(34,155)</u>	<u>(12.8)%</u>
LIABILITIES				
Current liabilities	86,329	19,671	66,658	338.9 %
Noncurrent liabilities	840,231	1,124,893	(284,662)	(25.3)%
Total liabilities	<u>926,560</u>	<u>1,144,564</u>	<u>(218,004)</u>	<u>(19.0)%</u>
DEFERRED INFLOWS OF RESOURCES				
	<u>274,605</u>	<u>38,133</u>	<u>236,472</u>	<u>620.1 %</u>
NET POSITION				
Net investment in capital assets	1,464,037	1,398,199	65,838	4.7 %
Restricted	203,180	66,698	136,482	204.6 %
Unrestricted	(683,319)	(736,886)	53,567	7.3 %
Total net position	<u>\$ 983,898</u>	<u>\$ 728,011</u>	<u>\$ 255,887</u>	<u>35.1 %</u>

**KIRKLAND ELEMENTARY SCHOOL DISTRICT NO. 23
MANAGEMENT'S DISCUSSION AND ANALYSIS (MD&A)
JUNE 30, 2022**

GOVERNMENT-WIDE FINANCIAL ANALYSIS

Net position may serve over time as a useful indicator of a government's financial position. In the case of the District, assets and deferred outflows of resources exceeded liabilities and deferred inflows of resources by \$983,898 as of June 30, 2022. The following represents significant information regarding changes and balances:

- The District's current and other assets increased \$273,917 primarily due to an increase in cash and investments.
- The District had \$172,878 in additions and \$37,929 of net deletions to capital assets that were offset by depreciation expense of \$100,356, resulting in an overall net increase in capital assets of \$34,593.
- Current liabilities increased \$66,658 due to a decrease in expenditures during the 60-day encumbrance period after year end as compared to the prior year.
- Noncurrent liabilities decreased \$284,662, deferred outflows of resources decreased \$34,155, and deferred inflows of resources increased \$236,472 primarily due to the results of investment activity and participant activity when compared to Arizona State Retirement System's estimates.
- By far, the largest portion of the District's net position, \$1.5 million, reflects its net investment in capital assets. The District uses these capital assets to provide services to its students; consequently, these assets are not available for future spending. Additionally, \$203,180 of the District's net position represents resources that are subject to external restrictions. The remaining deficit balance of net position, \$683,319, is considered unrestricted. For additional information regarding net position, see financial statement note 1.O.

**KIRKLAND ELEMENTARY SCHOOL DISTRICT NO. 23
MANAGEMENT'S DISCUSSION AND ANALYSIS (MD&A)
JUNE 30, 2022**

GOVERNMENT-WIDE FINANCIAL ANALYSIS

The following table presents a comparison of the changes in net position for the fiscal years ended June 30, 2022 and 2021.

	Fiscal Year Ended <u>June 30, 2022</u>	Fiscal Year Ended <u>June 30, 2021</u>	<u>Change</u>	<u>Percent Change</u>
Revenues:				
Program revenues:				
Charges for services	\$ 22,199	\$ 61,066	\$ (38,867)	(63.6)%
Operating grants and contributions	635,699	343,856	291,843	84.9 %
Capital grants and contributions	122,704	280,121	(157,417)	(56.2)%
General revenues:				
Taxes	521,978	487,330	34,648	7.1 %
State aid	472,206	469,146	3,060	0.7 %
County aid	125,687	138,326	(12,639)	(9.1)%
Investment income	535	230	305	132.6 %
Miscellaneous	6,150	958	5,192	542.0 %
Total revenues	<u>1,907,158</u>	<u>1,781,033</u>	<u>126,125</u>	<u>7.1 %</u>
Expenses:				
Instruction	780,046	750,320	29,726	4.0 %
Support services - students and staff	134,653	131,680	2,973	2.3 %
Support services - administration	226,199	228,764	(2,565)	(1.1)%
Operation and maintenance of plant	221,528	189,939	31,589	16.6 %
Student transportation services	189,934	118,894	71,040	59.8 %
Operation of non-instructional services	96,503	99,336	(2,833)	(2.9)%
Interest on long-term debt	2,408	3,546	(1,138)	(32.1)%
Total expenses	<u>1,651,271</u>	<u>1,522,479</u>	<u>128,792</u>	<u>8.5 %</u>
Change in net position	255,887	258,554	(2,667)	(1.0)%
Beginning net position (restated)	<u>728,011</u>	<u>469,457</u>	<u>258,554</u>	<u>55.1 %</u>
Ending net position	<u>\$ 983,898</u>	<u>\$ 728,011</u>	<u>\$ 255,887</u>	<u>35.1 %</u>

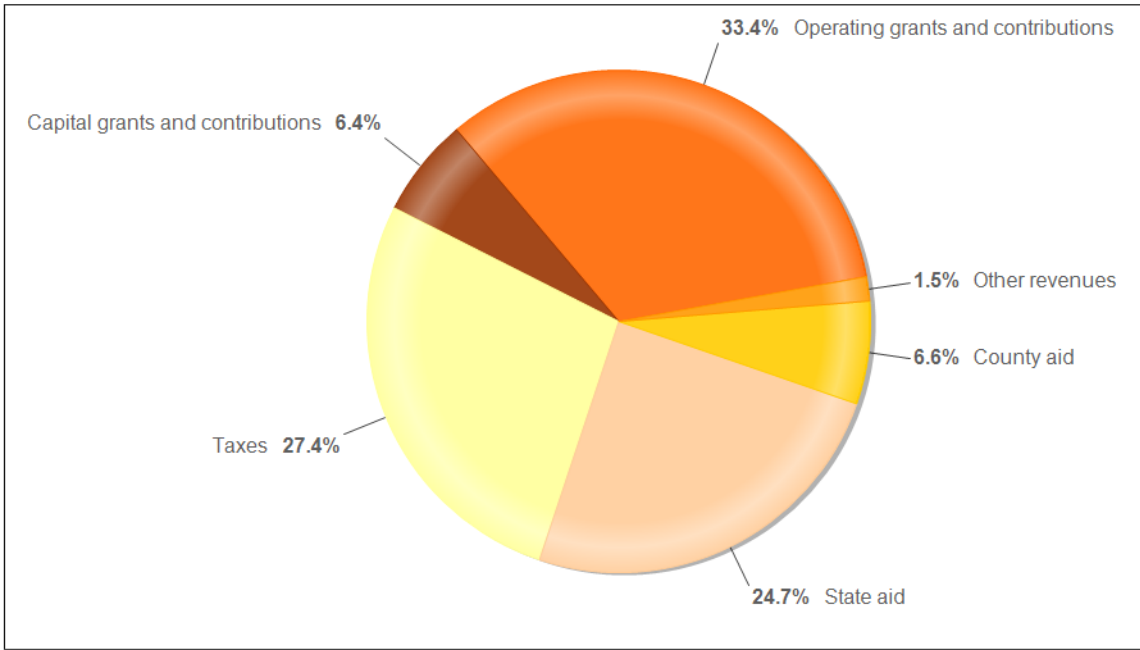
Net position increased \$255,887; the following represents significant information regarding changes:

- Revenues increased \$126,125 primarily due to an increase in operating grants and contributions.
- Expenses increased \$128,792 primarily due to an increase in expenses for student transportation services.

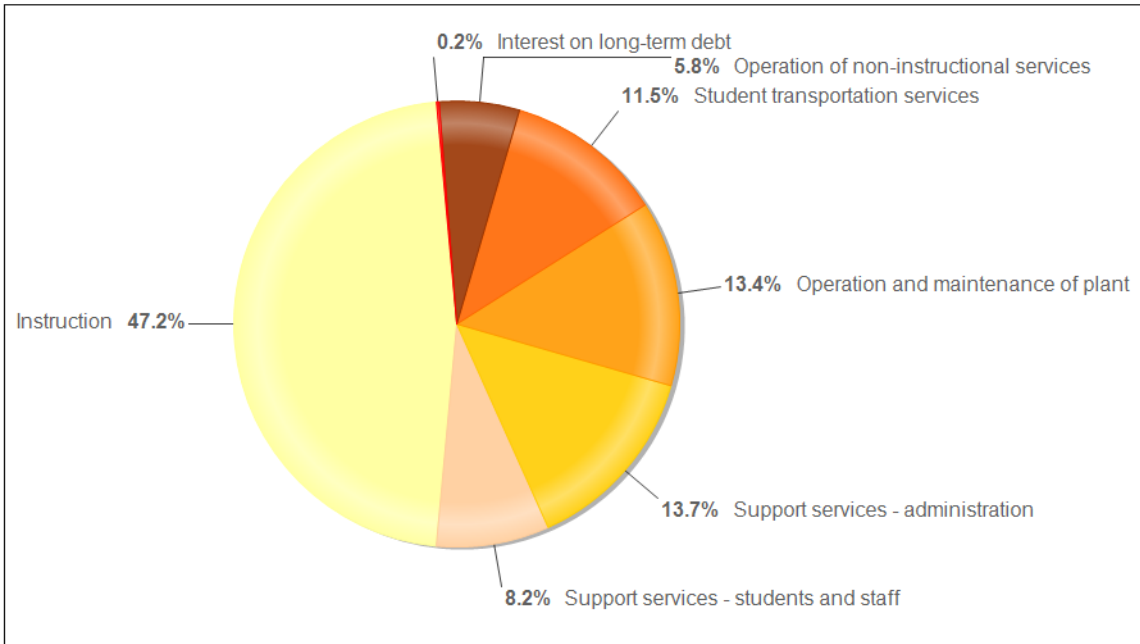
**KIRKLAND ELEMENTARY SCHOOL DISTRICT NO. 23
MANAGEMENT'S DISCUSSION AND ANALYSIS (MD&A)
JUNE 30, 2022**

GOVERNMENT-WIDE FINANCIAL ANALYSIS

District-Wide Revenues
FY 2021-22



District-Wide Expenses
FY 2021-22

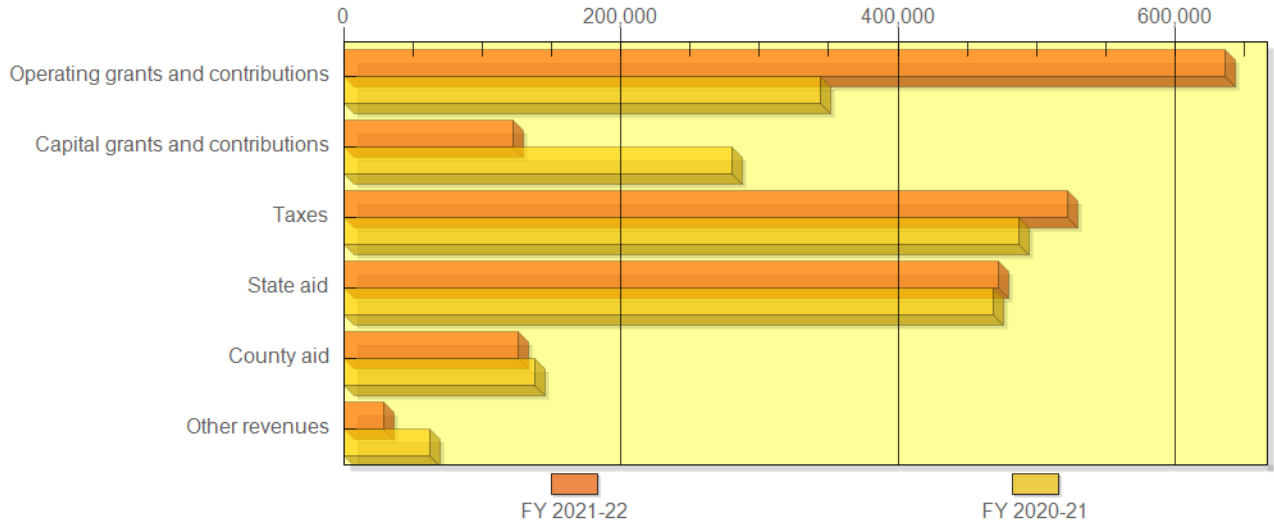


**KIRKLAND ELEMENTARY SCHOOL DISTRICT NO. 23
MANAGEMENT'S DISCUSSION AND ANALYSIS (MD&A)
JUNE 30, 2022**

GOVERNMENT-WIDE FINANCIAL ANALYSIS

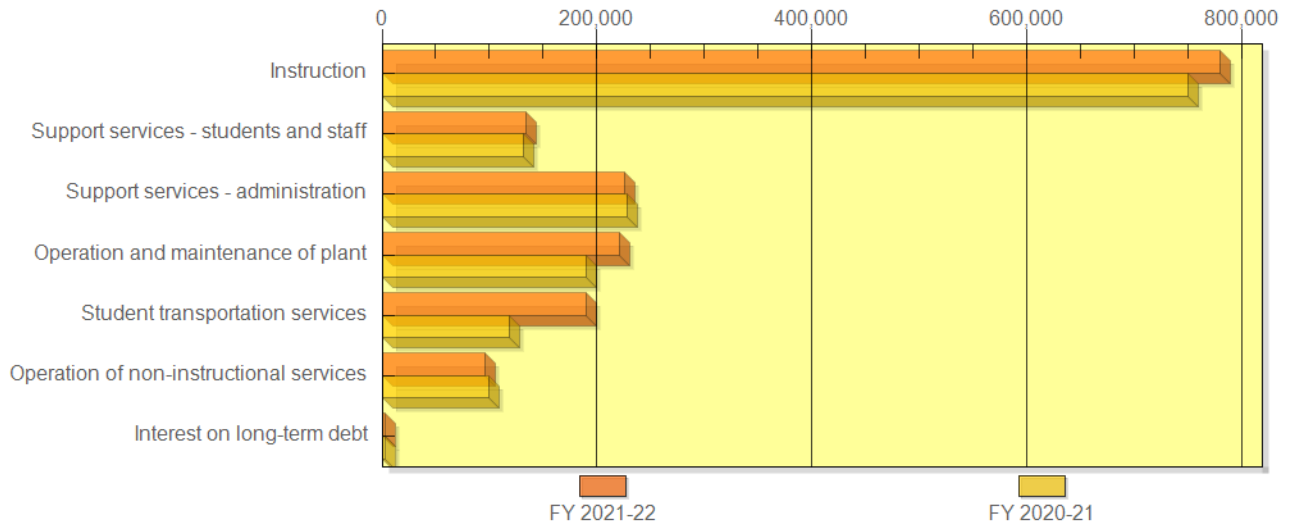
District-Wide Revenues

2 Year Comparison



District-Wide Expenses

2 Year Comparison



**KIRKLAND ELEMENTARY SCHOOL DISTRICT NO. 23
MANAGEMENT'S DISCUSSION AND ANALYSIS (MD&A)
JUNE 30, 2022**

GOVERNMENT-WIDE FINANCIAL ANALYSIS

The following table displays information from the *Statement of Activities* governmental activities and compares the net cost of services for the two years ended June 30, 2022 and 2021.

<u>Expense Function</u>	Net (Expense)	Net (Expense)	<u>Change</u>	Percent
	Revenue	Revenue		Change
	<u>June 30, 2022</u>	<u>June 30, 2021</u>		<u>Change</u>
Instruction	\$ (428,752)	\$ (542,957)	\$ 114,205	21.0 %
Support services - students and staff	(46,863)	(47,514)	651	1.4 %
Support services - administration	(180,977)	(216,378)	35,401	16.4 %
Operation and maintenance of plant	(77,736)	114,870	(192,606)	(167.7)%
Student transportation services	(137,939)	(118,433)	(19,506)	(16.5)%
Operation of non-instructional services	4,006	(23,478)	27,484	117.1 %
Interest on long-term debt	(2,408)	(3,546)	1,138	32.1 %
Total	<u>\$ (870,669)</u>	<u>\$ (837,436)</u>	<u>\$ (33,233)</u>	<u>(4.0)%</u>

The net cost of services increased \$33,233, or 4.0 percent, due to overall expenses increasing \$128,792 while program revenues increased \$95,559. The following represents significant information regarding changes and balances:

- Program revenues of \$780,602 subsidized the government-wide expenses.
- The remaining net costs of governmental activities of \$870,669 were financed through general revenues.

**KIRKLAND ELEMENTARY SCHOOL DISTRICT NO. 23
MANAGEMENT'S DISCUSSION AND ANALYSIS (MD&A)
JUNE 30, 2022**

FINANCIAL ANALYSIS OF THE DISTRICT'S FUNDS

The focus of the District's governmental funds is to provide information on near-term inflows, outflows, and balances of expendable resources. Such information is useful in assessing the District's financing requirements. In particular, unassigned fund balance may serve as a useful measure of the District's net resources available for spending at the end of the fiscal year.

The following table provides analysis of the District's major and other governmental funds' fund balances and the total change in fund balances for the two years ended June 30, 2022 and 2021.

<u>Fund</u>	<u>June 30, 2022</u>	<u>June 30, 2021</u>	<u>Change</u>	<u>Percent Change</u>
General Fund	\$ 133,032	\$ 97,871	\$ 35,161	35.9 %
ESSER Grants Fund	-	-	-	-
Unrestricted Capital Outlay Fund	112,392	(18,912)	131,304	694.3 %
New School Facilities Fund	(6,349)	-	(6,349)	(100.0)%
Other Governmental Funds	90,788	66,698	24,090	36.1 %
Total	<u>\$ 329,863</u>	<u>\$ 145,657</u>	<u>\$ 184,206</u>	<u>126.5 %</u>

The total governmental fund balances were \$329,863 at June 30, 2022. It is not expected that the nature of the restrictions, commitments or other limitations on fund balances will significantly affect future operations. Overall governmental fund balance increased \$184,206. The following represents significant information regarding changes:

- The General Fund's fund balance increased \$35,161, or 35.9 percent, primarily due to revenues exceeding expenditures in the current year. All of the General Fund's fund balance, \$133,032 is unassigned, which may serve as a useful measure of net resources available for spending at June 30, 2022.
- The ESSER Grants Fund's fund balance did not reflect a change due to revenue being recorded to the extent earned for grant funds.
- The Unrestricted Capital Outlay Fund's fund balance increased \$131,304, or 694.3 percent, primarily due to increases in property tax and state aid revenues in the current fiscal year.
- The New School Facilities Fund's fund balance decreased \$6,349, or 100.0 percent, primarily due to expenditures exceeding revenues in the current fiscal year.
- The Other Governmental Funds' fund balance increased \$24,090, or 36.1 percent, primarily due to an increase in state grants in the current fiscal year.

**KIRKLAND ELEMENTARY SCHOOL DISTRICT NO. 23
MANAGEMENT'S DISCUSSION AND ANALYSIS (MD&A)
JUNE 30, 2022**

GENERAL FUND BUDGETARY HIGHLIGHTS

The District's budget is prepared annually according to Arizona law. The General Fund Budgetary Comparison Schedule presents the budgeted amounts, as well as the variances between the final budget and the actual expenditures incurred.

The General Fund's adopted budget for the fiscal year ending June 30, 2022, was \$1.0 million. Over the course of the year, the District revised the General Fund annual expenditure budget to \$1.3 million to reflect revised funding levels.

The actual amounts expended in the General Fund were \$914,097, which was \$344,909, or 27.4 percent, less than the final budget. This difference was due to regular education instruction expenditures being less than anticipated.

CAPITAL ASSETS

As of June 30, 2022, the District had invested \$1.5 million in capital assets (net of accumulated depreciation) including school buildings, athletic facilities, buses, computers, and other equipment.

The following schedule presents a comparison of the capital asset balances for the years ended June 30, 2022 and 2021.

<u>Governmental activities:</u>	<u>June 30, 2022</u>	<u>June 30, 2021</u>	<u>Change</u>	<u>Percent Change</u>
Land	\$ 117,860	\$ 117,860	\$ -	- %
Construction in progress	106,046	-	106,046	100.0 %
Land improvements	662,077	663,492	(1,415)	(0.2)%
Buildings and improvements	789,865	808,316	(18,451)	(2.3)%
Vehicles, furniture, and equipment	519,384	712,470	(193,086)	(27.1)%
Total	<u>2,195,232</u>	<u>2,302,138</u>	<u>(106,906)</u>	<u>(4.6)%</u>
Less: accumulated depreciation	<u>(698,767)</u>	<u>(840,266)</u>	<u>141,499</u>	<u>16.8 %</u>
Capital assets, net	<u>\$ 1,496,465</u>	<u>\$ 1,461,872</u>	<u>\$ 34,593</u>	<u>2.4 %</u>

A more in-depth analysis of material activity within capital assets is presented within the analysis of the *Statement of Net Position* earlier in the Management's Discussion and Analysis. Detailed information on the District's capital assets can be found in financial statement note 5.

**KIRKLAND ELEMENTARY SCHOOL DISTRICT NO. 23
MANAGEMENT'S DISCUSSION AND ANALYSIS (MD&A)
JUNE 30, 2022**

LONG-TERM LIABILITIES

The following schedule presents a comparison of long-term liabilities for the years ended June 30, 2022 and 2021.

	<u>June 30, 2022</u>	<u>June 30, 2021</u>	<u>Change</u>	<u>Percent Change</u>
Net pension liability	\$ 755,524	\$ 1,015,334	\$ (259,810)	(25.6)%
Other postemployment benefits	1,189	4,445	(3,256)	(73.3)%
Financed purchases	32,428	63,673	(31,245)	(49.1)%
Compensated absences	<u>51,090</u>	<u>41,441</u>	<u>9,649</u>	<u>23.3 %</u>
Total	<u>\$ 840,231</u>	<u>\$ 1,124,893</u>	<u>\$ (284,662)</u>	<u>(25.3)%</u>

Overall long-term liability balance decreased \$284,662. The following represents significant information regarding changes:

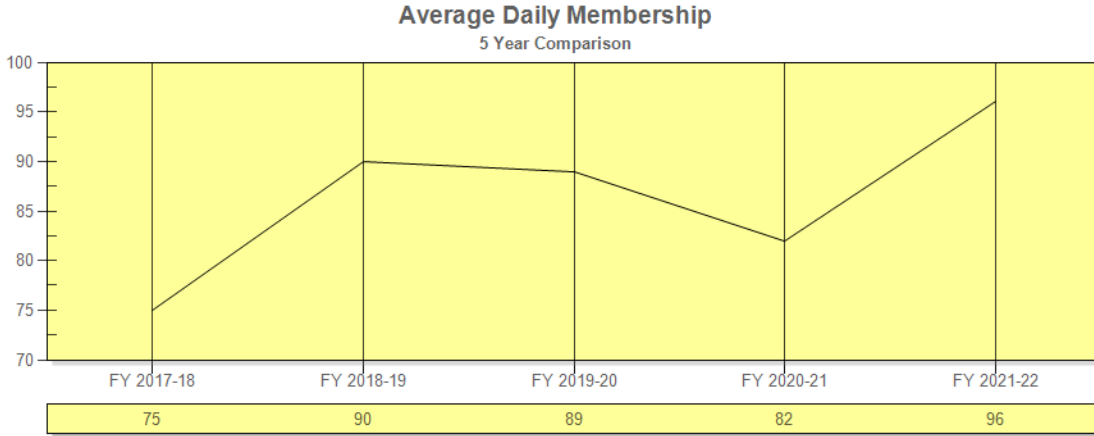
- Net pension liability decreased \$259,810, or 25.6 percent, and Other postemployment benefits decreased \$3,256, or 73.3 percent due to the results of investment activity and participant activity when compared to anticipated results as determined by the Arizona State Retirement System's actuaries.
- The financed purchases decreased \$31,245, or 49.1 percent, due to the payment of principal as required by the financed purchase agreement.
- Compensated absences increased \$9,649, or 23.3 percent, due to the accrual and use of available leave balances by employees.

For additional information regarding long-term liabilities, see financial statement note 8.

**KIRKLAND ELEMENTARY SCHOOL DISTRICT NO. 23
MANAGEMENT'S DISCUSSION AND ANALYSIS (MD&A)
JUNE 30, 2022**

ECONOMIC FACTORS AND NEXT YEAR'S GENERAL FUND BUDGET AND RATES

Many factors were considered by the District's administration during the process of developing the General Fund's budget for the next fiscal year (fiscal year 2022-23). The primary factors considered in developing fiscal year 2022-23's budget were the District's student population and related employee salaries. This chart provides the District's average daily membership over the past five years.



100 Day Count

Also considered in the development of the budget is the local economy and inflation of the surrounding area. Amounts available in the General Fund's fiscal year 2022-23 budget are \$1.3 million, an increase of 5.1 percent, which reflects the following:

- Available budget balance carryforward is \$344,909.
- Current year average daily membership is 96 and is expected to increase in the 2022-23 school year.

CONTACTING THE DISTRICT'S FINANCIAL MANAGEMENT

This financial report is designed to provide our citizens, taxpayers, investors and creditors with a general overview of the District's finances and to demonstrate the District's accountability for the resources it receives. If you have questions about this report or need additional information, contact the Business and Finance Department, Kirkland Elementary School District No. 23, P.O. Box 210, Kirkland, Arizona 86332.

This page intentionally left blank.

GOVERNMENT-WIDE FINANCIAL STATEMENTS

KIRKLAND ELEMENTARY SCHOOL DISTRICT NO. 23
STATEMENT OF NET POSITION
JUNE 30, 2022

	<u>Governmental Activities</u>
ASSETS	
Cash and investments	\$ 302,498
Accounts receivable	1,397
Property taxes receivable	14,945
Due from other governments	109,047
Net other postemployment benefit asset	28,112
Capital assets:	
Capital assets not being depreciated	223,906
Capital assets being depreciated, net	<u>1,272,559</u>
Total assets	<u><u>1,952,464</u></u>
DEFERRED OUTFLOWS OF RESOURCES	
Deferred outflows - pensions and OPEB	<u>232,599</u>
LIABILITIES	
Accounts payable	76,914
Accrued payroll and benefits	9,331
Advances from grantors	84
Noncurrent liabilities:	
Due within one year	37,428
Due in more than one year	<u>802,803</u>
Total liabilities	<u><u>926,560</u></u>
DEFERRED INFLOWS OF RESOURCES	
Deferred inflows - pensions and OPEB	<u>274,605</u>
NET POSITION	
Net investment in capital assets	1,464,037
Restricted for:	
Capital outlay	112,392
Results-based funding	20,704
Food service	6,097
Insurance proceeds	17,896
Intergovernmental agreements	22,446
Voter approved initiatives	17,507
Other purposes	6,138
Unrestricted	<u>(683,319)</u>
Total net position	<u><u>\$ 983,898</u></u>

The accompanying notes are an integral part of these statements.

KIRKLAND ELEMENTARY SCHOOL DISTRICT NO. 23
STATEMENT OF ACTIVITIES
YEAR ENDED JUNE 30, 2022

<u>Functions/Programs</u>	<u>Expenses</u>	<u>Program Revenues</u>			<u>Net</u>
		<u>Charges For Services</u>	<u>Operating Grants And Contributions</u>	<u>Capital Grants And Contributions</u>	<u>(Expense) Revenue and Change in Net Position</u>
Governmental activities:					<u>Governmental Activities</u>
Instruction	\$ 780,046	\$ 9,000	\$ 322,862	\$ 19,432	\$ (428,752)
Support services - students and staff	134,653	-	87,790	-	(46,863)
Support services - administration	226,199	-	45,222	-	(180,977)
Operation and maintenance of plant	221,528	-	40,520	103,272	(77,736)
Student transportation services	189,934	-	51,995	-	(137,939)
Operation of non-instructional services	96,503	13,199	87,310	-	4,006
Interest on long-term debt	2,408	-	-	-	(2,408)
Total governmental activities	<u>\$ 1,651,271</u>	<u>\$ 22,199</u>	<u>\$ 635,699</u>	<u>\$ 122,704</u>	<u>(870,669)</u>

General revenues:

Taxes:

Property taxes, general purposes 441,085

Property taxes, capital outlay 80,893

State aid:

General purposes 399,824

Capital outlay 69,534

Instructional improvement 2,848

County aid 125,687

Investment income 535

Miscellaneous 6,150

Total general revenues 1,126,556

Change in net position 255,887

Net position, July 1, 2021 728,011

Net position, June 30, 2022 \$ 983,898

The accompanying notes are an integral part of these statements.

This page intentionally left blank.

FUND FINANCIAL STATEMENTS

**KIRKLAND ELEMENTARY SCHOOL DISTRICT NO. 23
BALANCE SHEET - GOVERNMENTAL FUNDS
JUNE 30, 2022**

	<u>General Fund</u>	<u>ESSER Grants Fund</u>	<u>Unrestricted Capital Outlay Fund</u>
ASSETS			
Cash and investments	\$ 119,806	\$ -	\$ 123,327
Accounts receivable	1,397	-	-
Property taxes receivable	12,703	-	2,242
Due from other governments	26,493	20,801	-
Due from other funds	-	-	20,801
Total assets	\$ 160,399	\$ 20,801	\$ 146,370
LIABILITIES, DEFERRED INFLOWS OF RESOURCES, AND FUND BALANCES (DEFICITS)			
Liabilities:			
Accounts payable	\$ 9,748	\$ -	\$ 31,736
Accrued payroll and benefits	8,166	-	-
Advances from grantors	-	-	-
Due to other funds	-	20,801	-
Total liabilities	17,914	20,801	31,736
Deferred inflows of resources:			
Unavailable revenue - property tax	9,453	-	2,242
Total liabilities and deferred inflows of resources	27,367	20,801	33,978
Fund balances (deficits):			
Restricted:			
Capital outlay	-	-	112,392
Results-based funding	-	-	-
Food service	-	-	-
Insurance proceeds	-	-	-
Intergovernmental agreements	-	-	-
Voter approved initiatives	-	-	-
Other purposes	-	-	-
Unassigned	133,032	-	-
Total fund balances (deficits)	133,032	-	112,392
Total liabilities, deferred inflows of resources, and fund balances (deficits)	\$ 160,399	\$ 20,801	\$ 146,370

The accompanying notes are an integral part of these statements.

<u>New School Facilities Fund</u>	<u>Other Governmental Funds</u>	<u>Total Governmental Funds</u>
\$ 10	\$ 59,355	\$ 302,498
-	-	1,397
-	-	14,945
19,692	42,061	109,047
-	-	20,801
<u>\$ 19,702</u>	<u>\$ 101,416</u>	<u>\$ 448,688</u>

\$ 26,051	\$ 9,379	\$ 76,914
-	1,165	9,331
-	84	84
-	-	20,801
<u>26,051</u>	<u>10,628</u>	<u>107,130</u>

-	-	11,695
<u>26,051</u>	<u>10,628</u>	<u>118,825</u>

-	-	112,392
-	20,704	20,704
-	6,097	6,097
-	17,896	17,896
-	22,446	22,446
-	17,507	17,507
-	6,138	6,138
<u>(6,349)</u>	<u>-</u>	<u>126,683</u>
<u>(6,349)</u>	<u>90,788</u>	<u>329,863</u>

<u>\$ 19,702</u>	<u>\$ 101,416</u>	<u>\$ 448,688</u>
------------------	-------------------	-------------------

The accompanying notes are an integral part of these statements.

This page intentionally left blank.

**KIRKLAND ELEMENTARY SCHOOL DISTRICT NO. 23
RECONCILIATION OF THE GOVERNMENTAL FUNDS BALANCE SHEET TO THE
GOVERNMENT-WIDE STATEMENT OF NET POSITION
JUNE 30, 2022**

Fund balances - total governmental funds	\$ 329,863
 Amounts reported for governmental activities in the <i>Statement of Net Position</i> are different because:	
Capital assets used in governmental activities are not current financial resources and, therefore, are not reported in the governmental fund statements.	1,496,465
Revenues reported in the <i>Statement of Activities</i> that will be collected beyond the 60 day recognition period do not provide current financial resources and are deferred in the governmental fund statements.	
Property taxes	11,695
Deferred outflows and inflows of resources and other postemployment benefits (OPEB) are applicable to future reporting periods and, therefore, are not reported in the governmental fund statements.	
Deferred outflows of resources related to pensions and OPEB	232,599
Deferred inflows of resources related to pensions and OPEB	(274,605)
The net OPEB asset is not a current financial resource and, therefore, is not reported in the governmental fund statements.	28,112
Long-term liabilities are not due and payable in the current period and, therefore, are not reported in the governmental fund statements.	
Net pension liability	(755,524)
OPEB	(1,189)
Financed purchases	(32,428)
Compensated absences	(51,090)
Net position of governmental activities	<u>\$ 983,898</u>

The accompanying notes are an integral part of these statements.

**KIRKLAND ELEMENTARY SCHOOL DISTRICT NO. 23
STATEMENT OF REVENUES, EXPENDITURES, AND CHANGES
IN FUND BALANCES - GOVERNMENTAL FUNDS
YEAR ENDED JUNE 30, 2022**

	<u>General Fund</u>	<u>ESSER Grants Fund</u>	<u>Unrestricted Capital Outlay Fund</u>
Revenues:			
Property taxes	\$ 443,279	\$ -	\$ 79,595
State aid and grants	399,824	-	69,534
Federal aid and grants	51,721	292,478	-
Other local revenue	126,192	-	18,974
Total revenues	<u>1,021,016</u>	<u>292,478</u>	<u>168,103</u>
Expenditures:			
Current:			
Instruction	462,096	163,459	16,016
Support services - students and staff	76,539	6,137	5,817
Support services - administration	189,727	36,013	-
Operation and maintenance of plant	101,793	37,969	4,187
Student transportation services	117,317	7,359	-
Operation of non-instructional services	13,026	1,180	-
Capital outlay	25,357	6,708	10,779
Debt service:			
Principal	-	31,245	-
Interest	-	2,408	-
Total expenditures	<u>985,855</u>	<u>292,478</u>	<u>36,799</u>
Net change in fund balances (deficits)	35,161	-	131,304
Fund balances (deficits), July 1, 2021	<u>97,871</u>	<u>-</u>	<u>(18,912)</u>
Fund balances (deficits), June 30, 2022	<u>\$ 133,032</u>	<u>\$ -</u>	<u>\$ 112,392</u>

The accompanying notes are an integral part of these statements.

New School Facilities Fund	Other Governmental Funds	Total Governmental Funds
\$ -	\$ -	\$ 522,874
71,317	125,183	665,858
-	211,512	555,711
12	18,433	163,611
<u>71,329</u>	<u>355,128</u>	<u>1,908,054</u>
-	137,569	779,140
-	43,913	132,406
-	1,138	226,878
-	12,401	156,350
-	1,074	125,750
-	82,587	96,793
77,678	52,356	172,878
-	-	31,245
-	-	2,408
<u>77,678</u>	<u>331,038</u>	<u>1,723,848</u>
(6,349)	24,090	184,206
-	66,698	145,657
<u>\$ (6,349)</u>	<u>\$ 90,788</u>	<u>\$ 329,863</u>

The accompanying notes are an integral part of these statements.

**KIRKLAND ELEMENTARY SCHOOL DISTRICT NO. 23
RECONCILIATION OF THE GOVERNMENTAL FUNDS STATEMENT OF REVENUES, EXPENDITURES, AND
CHANGES IN FUND BALANCES TO THE
GOVERNMENT-WIDE STATEMENT OF ACTIVITIES
YEAR ENDED JUNE 30, 2022**

Net change in fund balances - total governmental funds	\$ 184,206
<p>Amounts reported for the governmental activities in the <i>Statement of Activities</i> are different because:</p>	
<p>Governmental funds report capital outlays as expenditures. However, in the <i>Statement of Activities</i>, the cost of those assets is allocated over their estimated useful lives and reported as depreciation expense.</p>	
Capital outlay	172,878
Depreciation	(100,356)
Adjustment/disposal of capital assets	(37,929)
<p>Property taxes and other receipts in the <i>Statement of Activities</i> that do not provide current financial resources are not reported as revenues in the governmental funds.</p>	
Current year unavailable property tax	11,695
<p>District pension and other postemployment benefits (OPEB) contributions are reported as expenditures in the governmental funds when made. However, they are reported as deferred outflows of resources in the <i>Statement of Net Position</i> because the reported net pension liability is measured a year before the District's report date. Pension expense, which is the change in the net pension liability adjusted for changes in deferred outflows and inflows of resources related to pensions, is reported in the <i>Statement of Activities</i>.</p>	
Pension contribution	83,195
Pension expense	(71,871)
OPEB contribution	2,772
OPEB expense	2,292
<p>Repayments of long-term debt principal are expenditures in the governmental funds, but the repayment reduces long-term liabilities in the <i>Statement of Net Position</i>. Also, governmental funds report the effect of premiums, discounts, and similar items when debt is issued, whereas these amounts are amortized in the <i>Statement of Activities</i>.</p>	
Financed purchase payment	31,245
<p>Under the modified accrual basis of accounting used in the governmental funds, expenditures are not recognized for transactions that are not normally paid with expendable available resources. In the <i>Statement of Activities</i>, however, which is presented on the accrual basis of accounting, expenses are reported regardless of when the financial resources are available.</p>	
Compensated absences	<u>(9,649)</u>
Change in net position of governmental activities	<u>\$ 268,478</u>

The accompanying notes are an integral part of these statements.

KIRKLAND ELEMENTARY SCHOOL DISTRICT NO. 23
NOTES TO THE FINANCIAL STATEMENTS
JUNE 30, 2022

NOTE 1 - SUMMARY OF SIGNIFICANT ACCOUNTING POLICIES

Kirkland Elementary School District No. 23 (District) has prepared the financial statements in conformity with accounting principles generally accepted in the United States of America (GAAP) as applicable to governmental units. The Governmental Accounting Standards Board (GASB) is the accepted standard-setting body for establishing governmental accounting and financial reporting principles.

The more significant of the District's accounting policies are described below.

A. Reporting Entity

The District is a special-purpose government that a separately elected governing body governs. It is legally separate from and fiscally independent of other state and local governments. Furthermore, there are no component units combined with the District for financial statement presentation purposes, and it is not included in any other governmental reporting entity. Consequently, the District's financial statements present only the activities of those organizational entities for which its elected governing board is financially accountable.

The Governing Board is organized under §15-321 of the Arizona Revised Statutes (A.R.S.). Management of the District is independent of other state or local governments. Under existing statutes, the Governing Board's duties and powers include, but are not limited to, the acquisition, maintenance and disposition of school property; the development and adoption of a school program; and the establishment, organization and operation of schools. The Board also has broad financial responsibilities, including the approval of the annual budget, and the establishment of a system of accounting and budgetary controls. The District's major operations include education, student transportation, food service, and maintenance of District facilities.

Criteria for determining if other entities are potential component units which should be reported within the District's basic financial statements are identified and described in the GASB's *Codification of Governmental Accounting and Financial Reporting Standards*, §'s 2100 and 2600. The application of these criteria provides for identification of any entities for which the District is financially accountable and other organizations for which the nature and significance of their relationship with the District are such that exclusion would cause the District's basic financial statements to be misleading or incomplete. Accordingly, for the year ending June 30, 2022, the District does not have any component units and is not a component unit of any other reporting entity.

B. Basis of Presentation

The basic financial statements include both government-wide financial statements and fund financial statements. The government-wide financial statements focus on the District as a whole, while the fund financial statements focus on fund reporting. Each presentation provides valuable information that can be analyzed and compared between years and between governments to enhance the usefulness of the information.

KIRKLAND ELEMENTARY SCHOOL DISTRICT NO. 23
NOTES TO THE FINANCIAL STATEMENTS
JUNE 30, 2022

NOTE 1 - SUMMARY OF SIGNIFICANT ACCOUNTING POLICIES

Government-Wide Financial Statements - Provide information about the primary government (the District). The statements include a *Statement of Net Position* and a *Statement of Activities*. These statements report the overall government's financial activities. They also distinguish between the District's governmental and any business-type activities. Governmental activities generally are financed through taxes and intergovernmental revenues. Business-type activities are financed in whole or in part by fees charged to external parties. The District does not have any business type activities.

A *Statement of Activities* presents a comparison between direct expenses and program revenues for each function of the District's governmental activities and segments of any business-type activities. Direct expenses are those that are specifically associated with a program or function and, therefore, are clearly identifiable to a particular function. The District does not allocate indirect expenses to programs or functions. Program revenues include:

- charges to customers for goods, services, or privileges provided
- operating grants and contributions
- capital grants and contributions

Revenues that are not classified as program revenues, including internally dedicated resources and all taxes, are reported as general revenues.

Generally, the effect of interfund activity has been eliminated from the government-wide financial statements to minimize the double-counting of internal activities. However, charges for interfund services provided and used are not eliminated if the prices approximate their external exchange values.

Fund Financial Statements - Provide information about the District's funds. Separate statements are presented for the governmental fund categories. The emphasis of fund financial statements is on major governmental funds, each displayed in a separate column. All remaining governmental funds are aggregated and reported as other governmental funds. Because the focus of governmental fund financial statements differs from the focus of government-wide financial statements, a reconciliation is presented with each of the governmental fund financial statements.

KIRKLAND ELEMENTARY SCHOOL DISTRICT NO. 23
NOTES TO THE FINANCIAL STATEMENTS
JUNE 30, 2022

NOTE 1 - SUMMARY OF SIGNIFICANT ACCOUNTING POLICIES

The District's accounts are organized into major governmental funds and other governmental funds as follows:

Major Governmental Funds:

General Fund - to account for all resources used to finance District operations except those required to be accounted for in other funds. The General Fund as presented includes the District's Maintenance and Operation Fund and other special revenue funds that do not have a substantial restriction on expenditures.

ESSER Grants Fund - to account for the federal Elementary and Secondary School Emergency Relief grant's financial assistance which was passed to prevent, prepare for, and respond to the Coronavirus Disease 2019 (COVID-19).

Unrestricted Capital Outlay Fund - to account for transactions relating to the acquisition of items by purchase, or lease as prescribed by A.R.S. Section §15-903(C).

New School Facilities Fund - to account for monies received from the School Facilities Board to be used for constructing new school facilities and purchasing land for new school sites as prescribed by A.R.S. §15-2041.

Other Governmental Funds:

Special Revenue Funds - to account for the proceeds of specific revenue sources that are legally restricted to expenditures for specific purposes.

Capital Project Funds - to account for the acquisition and construction of all major governmental general capital assets.

KIRKLAND ELEMENTARY SCHOOL DISTRICT NO. 23
NOTES TO THE FINANCIAL STATEMENTS
JUNE 30, 2022

NOTE 1 - SUMMARY OF SIGNIFICANT ACCOUNTING POLICIES

C. Basis of Accounting

Government-wide Financial Statements - The government-wide financial statements are reported using the economic resources measurement focus and the accrual basis of accounting. Revenues are recorded when earned and expenses are recorded at the time liabilities are incurred, regardless of when the related cash flows take place. Property taxes are recognized as revenues in the year for which they are levied. Grants and donations are recognized as revenue as soon as all eligibility requirements the provider imposed have been met.

Under the terms of grant agreements, the District funds certain programs by a combination of grants and general revenues. Therefore, when program expenses are incurred, there are both restricted and unrestricted resources available to finance the program. The District applies grant resources to such programs before using general revenues.

Governmental Fund Financial Statements - Governmental funds in the fund financial statements are reported using the current financial resources measurement focus and the modified accrual basis of accounting. Under this method, revenues are recognized when they become both measurable and available. The District considers all revenues reported in the governmental funds to be available if the revenues are collected within 60 days after year-end. Major revenue sources that are susceptible to accrual are property taxes, tuition, intergovernmental grants and aids, and investment earnings. Expenditures are recorded when the related fund liability is incurred, except for claims and judgments, and compensated absences, which are recognized as expenditures to the extent they are due and payable. As permitted by generally accepted accounting principles it is the District's policy to apply the "early recognition" option for debt service payments. Therefore, the expenditures and related liabilities have been recognized in the current period. General capital asset acquisitions are reported as expenditures in governmental funds. Issuances of general long-term debt and acquisitions under lease contracts are reported as other financing sources.

D. Expenses and Expenditures

Using the accrual basis of accounting, expenses are recognized at the time a liability is incurred. In the modified accrual basis of accounting, expenditures are generally recognized in the accounting period in which the related fund liability is incurred, as under the accrual basis of accounting. However, under the modified accrual basis of accounting, expenditures are recorded only when payment is due. Allocations of cost, such as depreciation and amortization, are not recognized in the governmental fund statements. When both restricted and unrestricted resources are available for use, it is the District's policy to use restricted resources first, then unrestricted resources as they are needed.

KIRKLAND ELEMENTARY SCHOOL DISTRICT NO. 23
NOTES TO THE FINANCIAL STATEMENTS
JUNE 30, 2022

NOTE 1 - SUMMARY OF SIGNIFICANT ACCOUNTING POLICIES

E. Cash and Investments

The District considers cash on hand, demand deposits, cash and investments held by the County Treasurer, investments in the State Treasurer's local government investment pool, and only those highly liquid investments with a maturity of 3 months or less when purchased to be cash and cash equivalents.

Arizona Revised Statutes require the District to deposit all cash with the County Treasurer, except as discussed below. Cash with the County Treasurer is pooled for investment purposes, except for cash in the Bond Building and Debt Service Funds, which may be invested separately.

Statute authorizes the District to separately invest monies of the Bond Building and Debt Service Funds in the State Treasurer's investment pool, obligations issued or guaranteed by the United States or any of its agencies or instrumentalities, specified state and local government bonds and notes, and interest-bearing savings accounts or certificates of deposit.

Statute authorizes the District to deposit monies of the Auxiliary Operations and Student Activities Funds in bank accounts. The District may also invest these monies. In addition, statute authorizes the District to maintain various bank accounts, such as clearing accounts to temporarily deposit receipts before they are transmitted to the County Treasurer; revolving accounts to pay minor disbursements; and withholdings accounts for taxes and employee insurance programs. Some of these bank accounts may be interest bearing.

Statute does not include any requirements for credit risk, concentration of credit risk, interest rate risk, or foreign currency risk.

F. Property Taxes

The Yavapai County Treasurer is responsible for collecting property taxes for all governmental entities within the County. The County levies real and personal property taxes on or before the third Monday in August that become due and payable in two equal installments. The first installment is due on the first day of October and becomes delinquent after the first business day of November. The second installment is due on the first day of March of the next year and becomes delinquent after the first business day of May.

A lien assessed against real and personal property attaches on the first day of January preceding assessment and levy.

The District does not report a reserve for uncollectible property taxes as they are considered 100 percent collectible due to the County attaching a lien against all amounts past due as noted above.

G. Interfund Receivables and Payables

Activity between funds that are representative of lending/borrowing arrangements outstanding at the end of the fiscal year are referred to as either "due to/from other funds" (i.e., the current portion of interfund loans) or "advances to/from other funds" (i.e., the non-current portion of interfund loans). All other outstanding balances between funds are reported as "due to/from other funds."

KIRKLAND ELEMENTARY SCHOOL DISTRICT NO. 23
NOTES TO THE FINANCIAL STATEMENTS
JUNE 30, 2022

NOTE 1 - SUMMARY OF SIGNIFICANT ACCOUNTING POLICIES

H. Capital Assets

Capital assets are reported in the government-wide financial statements. Such assets are recorded at historical cost, or estimated historical cost if actual historical cost is not available. Donated capital assets are recorded at acquisition value. The costs of normal maintenance and repairs that do not add to the value of the asset or materially extend assets lives are not capitalized. The capitalization thresholds (the dollar value above which asset acquisitions are added to the capital asset accounts) are \$5,000 for all assets.

Capital assets are depreciated using the straight-line method over the following estimated useful lives:

Land improvements	5 - 50 years
Buildings and improvements	10 - 50 years
Vehicles, furniture, and equipment	5 - 25 years

I. Deferred Outflows and Inflows of Resources

The *Statement of Net Position and Balance Sheet* include separate sections for deferred outflows of resources and deferred inflows of resources. Deferred outflows of resources represent a consumption of net position that applies to future periods that will be recognized as an expense or expenditure in future periods. Deferred inflows of resources represent an acquisition of net position or fund balance that applies to future periods and will be recognized as a revenue in future periods. Delinquent property taxes that will not be collected within the 60 day availability period are reported as deferred inflows of resources in the governmental fund financial statements.

J. Postemployment Benefits

For purposes of measuring the net pension and other postemployment benefits (OPEB) asset and liabilities, deferred outflows of resources and deferred inflows of resources related to pensions and OPEB, and pension and OPEB expense, information about the plans' fiduciary net position and additions to/deductions from the plans' fiduciary net position have been determined on the same basis as they are reported by the plan. For this purpose, benefit payments (including refunds of employee contributions) are recognized when due and payable in accordance with the benefit terms. Investments are reported at fair value.

K. Advances from Grantors

Advances from grantors arise when assets are received before revenue recognition criteria have been satisfied. Advances from grantors generally comprise of federal and state entitlement revenues received before eligibility requirements are met.

KIRKLAND ELEMENTARY SCHOOL DISTRICT NO. 23
NOTES TO THE FINANCIAL STATEMENTS
JUNE 30, 2022

NOTE 1 - SUMMARY OF SIGNIFICANT ACCOUNTING POLICIES

L. Compensated Absences

The District's employee vacation and sick leave policies generally provide for granting vacation and sick leave with pay in varying amounts. Only benefits considered vested are recognized in the financial statements. The liability for vacation and sick leave is reported in the government-wide financial statements. A liability for these amounts is reported in governmental funds only if they have matured, for example, as a result of employee leave, resignations and retirements. Generally, resources from the General Fund are used to pay for compensated absences.

M. Federal Revenue Sources

The District receives federal awards for the enhancement of various educational programs. Federal awards are generally received based on applications submitted to, and approved by, various granting agencies. For federal awards in which a claim to these grant proceeds is based on incurring eligible expenditures, revenue is recognized to the extent that eligible expenditures have been incurred.

N. Investment Income

Investment income is composed of interest, dividends, and net changes in the fair value of applicable investments. Investment income is included in other local revenue in the fund financial statements. Interest earned from investments purchased with pooled monies is allocated to each of the District's funds based on their average balances.

O. Net Position

In the government-wide financial statements, net position is reported in three components:

Net investment in capital assets - Net investment in capital assets consists of capital assets, net of accumulated depreciation reduced by any outstanding debt used to acquire, construct, or improve these assets.

Restricted - Restricted net position is reported when constraints placed on the net position use are either externally imposed by creditors (such as through debt covenants), grantors, contributors, or laws or regulations of other governments or by state legislation.

Unrestricted - Unrestricted net position is used to account for the net position balance that does not meet the definition of either of the first two categories of net position.

KIRKLAND ELEMENTARY SCHOOL DISTRICT NO. 23
NOTES TO THE FINANCIAL STATEMENTS
JUNE 30, 2022

NOTE 1 - SUMMARY OF SIGNIFICANT ACCOUNTING POLICIES

P. Fund Balance Classifications

In the fund financial statements, governmental funds report fund balance in classifications that disclose constraints for which amounts in those funds can be spent. These classifications are as follows:

Nonspendable fund balance - Amounts which cannot be spent because they are either not in spendable form or are legally or contractually required to be maintained intact. This would include items not expected to be converted to cash including inventories and prepaid items.

Restricted fund balance - Amounts with constraints placed on the use of resources that are either externally imposed by creditors (such as through debt covenants), grantors, contributors, or laws or regulations of other governments; or imposed by law through constitutional provisions or state legislation.

Committed fund balance - Amounts that can only be used for specific purposes pursuant to constraints imposed by the formal action of the Governing Board. These amounts cannot be used for any other purposes unless the Governing Board removes or changes the specific purpose by taking the same kind of formal action previously used to commit these amounts. Adoption of the annual budget does not constitute a commitment as appropriations lapse at year end without Governing Board action. This also includes contractual obligations to the extent that existing resources in the fund have been specifically committed for use in satisfying those contractual requirements.

Assigned fund balance - Amounts that are constrained by the District's intent to be used for specific purposes, but are neither restricted nor committed. The intent should be expressed by the Governing Board or body or official to which the Governing Board has delegated the authority to assign amounts to be used for specific purposes. Assigned fund balance in governmental funds, other than the General Fund, includes all spendable amounts that are not restricted or committed, if that amount is positive. In the General Fund, assigned amounts represent intended uses established by the Governing Board or a management official delegated that authority by the formal Governing Board action. The District does not have a formal policy or procedures for the utilization of assigned fund balance, accordingly, no assigned fund balance amounts are reported.

Unassigned fund balance - Spendable amounts in the General Fund that are not restricted, committed or assigned. The General Fund is the only fund that may report a positive unassigned fund balance amount. For governmental funds other than the General Fund, negative fund balances are reported here if restricted, committed, or assigned amounts exceed total spendable fund balance.

Hierarchy for use of fund balances - When an expenditure is incurred that can be paid from either restricted or unrestricted fund balances, the District uses restricted fund balance first. For the disbursement of unrestricted fund balances, the District uses committed amounts first, followed by assigned amounts, and, lastly, unassigned amounts.

Minimum fund balance policy - The District has not adopted a policy regarding maintenance of minimum fund balances.

**KIRKLAND ELEMENTARY SCHOOL DISTRICT NO. 23
NOTES TO THE FINANCIAL STATEMENTS
JUNE 30, 2022**

NOTE 1 - SUMMARY OF SIGNIFICANT ACCOUNTING POLICIES

Q. Estimates

The preparation of the financial statements in conformity with accounting principles generally accepted in the United States of America requires management to make estimates and assumptions that affect the amounts reported in the financial statements and accompanying notes. Actual results may differ from those estimates.

NOTE 2 - IMPACT OF RECENTLY ISSUED ACCOUNTING PRINCIPLES

Net position and fund balance as of July 1, 2021, has been restated as follows for the implementation of GASB Statement No. 75, *Accounting and Financial Reporting for Postemployment Benefits Other Than Pensions*.

	Governmental Activities
Net position/fund balance as previously reported at June 30, 2021	\$ 724,868
Prior period adjustment - implementation of GASB 75:	
Net OPEB Assets	4,163
Net OPEB Liabilities	(4,445)
Deferred outflows of resources related to OPEB	12,043
Deferred inflows of resources related to OPEB	(8,618)
Total prior period adjustment	3,143
Net position/fund balance, July 1, 2021, as restated	\$ 728,011

KIRKLAND ELEMENTARY SCHOOL DISTRICT NO. 23
NOTES TO THE FINANCIAL STATEMENTS
JUNE 30, 2022

NOTE 3 - CASH AND INVESTMENTS

External Investment Pool. A.R.S. §15-996, authorizes the Yavapai County Treasurer to receive and hold all District monies and pool the monies with other school districts for investment purposes. As of June 30, 2022, the District reported \$302,498 on deposit with the Yavapai County Treasurer's Investment Pool (YCTIP). The YCTIP is an external investment pool with no regulatory oversight. The YCTIP is not required to register (and is not registered) with the Securities and Exchange Commission. As of June 30, 2022, the YCTIP did not receive a credit quality rating from a national rating agency. The Yavapai County Treasurer invests the cash in a pool under policy guidelines established by the County. The Yavapai County Treasurer accounts for the investment pool in their Fiduciary Investment Trust Fund. Interest rate risk, credit risk, custodial credit risk and concentration of credit risk regarding the YCTIP are included in the Annual Comprehensive Financial Report of Yavapai County. The fair value of each participant's position in the YCTIP approximates the value of the participant's shares in the pool and the District's shares are not identified with specific investments. Participants in the pool are not required to categorize the value of shares in accordance with the fair value hierarchy.

Interest Rate Risk. Interest rate risk is the risk that changes in interest rate will adversely affect the fair value of an investment. The District does not have an adopted investment policy that limits investment maturities to one year or less as a means of managing its exposure to fair value losses arising from increasing interest rates.

Credit Risk. Credit risk is the risk that an insurer or other counterparty to an investment in a debt security will not fulfill its obligations. The District has no investment policy that would further limit its investment choices than what is allowable per A.R.S.

NOTE 4 - DUE FROM OTHER GOVERNMENTS

Receivable balances have been disaggregated by type and presented separately in the financial statements with the exception of the amounts due from other governments. The District's due from other governments as of June 30, 2022, are as follows:

	<u>General Fund</u>	<u>ESSER Grants Fund</u>	<u>New School Facilities Fund</u>	<u>Other Governmental Funds</u>	<u>Totals</u>
Due from state government:					
SFB construction commitments	\$ -	\$ -	\$ 19,692	\$ 13,565	\$ 33,257
Due from federal government:					
Federal grants	<u>26,493</u>	<u>20,801</u>	<u>-</u>	<u>28,496</u>	<u>75,790</u>
Total due from other governments	<u>\$ 26,493</u>	<u>\$ 20,801</u>	<u>\$ 19,692</u>	<u>\$ 42,061</u>	<u>\$ 109,047</u>

KIRKLAND ELEMENTARY SCHOOL DISTRICT NO. 23
NOTES TO THE FINANCIAL STATEMENTS
JUNE 30, 2022

NOTE 5 - CAPITAL ASSETS

Capital asset governmental activity for the year ended June 30, 2022, was as follows:

<u>Governmental activities:</u>	<u>Balance June 30, 2021</u>	<u>Additions</u>	<u>Deletions</u>	<u>Balance June 30, 2022</u>
Non-depreciable capital assets:				
Land	\$ 117,860	\$ -	\$ -	\$ 117,860
Construction in progress	-	106,046	-	106,046
Total non-depreciable capital assets	<u>117,860</u>	<u>106,046</u>	<u>-</u>	<u>223,906</u>
Depreciable capital assets:				
Land improvements	663,492	-	(1,415)	662,077
Buildings and improvements	808,316	7,986	(26,437)	789,865
Vehicles, furniture, and equipment	712,470	58,846	(251,932)	519,384
Total depreciable capital assets	<u>2,184,278</u>	<u>66,832</u>	<u>(279,784)</u>	<u>1,971,326</u>
Less accumulated depreciation for:				
Land improvements	(191,257)	(31,912)	-	(223,169)
Buildings and improvements	(234,463)	(34,526)	21,880	(247,109)
Vehicles, furniture, and equipment	(414,546)	(33,918)	219,975	(228,489)
Total accumulated depreciation	<u>(840,266)</u>	<u>(100,356)</u>	<u>241,855</u>	<u>(698,767)</u>
Total depreciable capital assets, net	<u>1,344,012</u>	<u>(33,524)</u>	<u>(37,929)</u>	<u>1,272,559</u>
Total capital assets, net	<u>\$ 1,461,872</u>	<u>\$ 72,522</u>	<u>\$ (37,929)</u>	<u>\$ 1,496,465</u>

Depreciation was charged to governmental functions as follows:

Instruction	\$ 4,957
Support services - students and staff	2,323
Operation and maintenance of plant	66,042
Student transportation services	26,901
Operations of non-instructional services	133
Total depreciation expense	<u>\$ 100,356</u>

KIRKLAND ELEMENTARY SCHOOL DISTRICT NO. 23
NOTES TO THE FINANCIAL STATEMENTS
JUNE 30, 2022

NOTE 6 - CONSTRUCTION CONTRACT COMMITMENTS

The District had the following construction contract commitments as of June 30, 2022:

Project	Contract Amount	Amount Paid as of June 30, 2022	Contract Balance
New school design	\$ 212,804	\$ 23,078	\$ 189,726
New school project management	191,852	71,208	120,644
Totals	<u>\$ 404,656</u>	<u>\$ 94,286</u>	<u>\$ 310,370</u>

These projects are being financed with the New School Facilities Fund from the Arizona School Facilities Board.

NOTE 7 - INTERFUND RECEIVABLES AND PAYABLES

The following is a summary of interfund receivables and payables reported as of June 30, 2022:

Funds	Interfund	
	Due From	Due To
ESSER Grants Fund	\$ -	\$ 20,801
Unrestricted Capital Outlay Fund	20,801	-
Total	<u>\$ 20,801</u>	<u>\$ 20,801</u>

These interfund amounts primarily represent loans to cover temporary cash deficits in pooled accounts due to delayed revenues and grant expenditures that were incurred prior to reimbursements from outside parties. These amounts are expected to be repaid within one year.

NOTE 8 - LONG-TERM LIABILITIES

The following is a summary of changes in long-term liabilities of the District for the year ended June 30, 2022:

	Balance <u>June 30, 2021</u>	<u>Additions</u>	<u>Reductions</u>	Balance <u>June 30, 2022</u>	Due Within <u>One Year</u>
Net pension liability	\$ 1,015,334	\$ 245,522	\$ (505,332)	\$ 755,524	\$ -
Other postemployment benefits	4,445	2,346	(5,602)	1,189	-
Financed purchases	63,673	-	(31,245)	32,428	32,428
Compensated absences	41,441	37,241	(27,592)	51,090	5,000
Total	<u>\$ 1,124,893</u>	<u>\$ 285,109</u>	<u>\$ (569,771)</u>	<u>\$ 840,231</u>	<u>\$ 37,428</u>

**KIRKLAND ELEMENTARY SCHOOL DISTRICT NO. 23
NOTES TO THE FINANCIAL STATEMENTS
JUNE 30, 2022**

NOTE 9 - PENSIONS AND OTHER POSTEMPLOYMENT BENEFITS

Plan description - District employees participate in the Arizona State Retirement System (ASRS). The ASRS administers a cost-sharing multiple-employer defined benefit pension plan, a cost-sharing multiple-employer defined benefit health insurance premium benefit (OPEB) plan, and a cost-sharing multiple-employer defined benefit long-term disability (OPEB) plan. The Arizona State Retirement System Board governs the ASRS according to the provisions of A.R.S. Title 38, Chapter 5, Articles 2 and 2.1. The ASRS is a component unit of the State of Arizona. The ASRS issues a publicly available financial report that includes its financial statements and required supplementary information. The report is available on its website at www.azasrs.gov.

Benefits provided - The ASRS provides retirement, health insurance premium supplement, long-term disability, and survivor benefits. State statute establishes benefit terms. Retirement benefits are calculated on the basis of age, average monthly compensation, and service credit as follows:

Retirement initial membership date:

	Before July 1, 2011	On or after July 1, 2011
Years of service and age required to receive benefit	Sum of years and ages equals 80 10 years, age 62 5 years, age 50* Any years, age 65	30 years after age 55 25 years, age 60 10 years, age 62 5 years, age 50* Any years, age 65
Final average salary is based on	Highest 36 consecutive months of last 120 months	Highest 60 consecutive months of last 120 months
Benefit percent per year of service	2.1% to 2.3%	2.1% to 2.3%

*With actuarially reduced benefits.

Retirement benefits for members who joined the ASRS prior to September 13, 2013, are subject to automatic cost-of-living adjustments based on excess investment earning. Members with a membership date on or after September 13, 2013, are not eligible for cost-of-living adjustments. Survivor benefits are payable upon a member's death. For retired members, the retirement benefit option chosen determines the survivor benefit. For all other members, the beneficiary is entitled to the member's account balance that includes the member's contributions and employer's contributions, plus interest earned.

Health insurance premium benefits are available to retired or disabled members with 5 years of credited service. The benefits are payable only with respect to allowable health insurance premiums for which the member is responsible. For members with 10 or more years of service, benefits range from \$100 per month to \$260 per month depending on the age of the member and dependents. For members with 5 to 9 years of service, the benefits are the same dollar amounts as above multiplied by a vesting fraction based on completed years of service.

KIRKLAND ELEMENTARY SCHOOL DISTRICT NO. 23
NOTES TO THE FINANCIAL STATEMENTS
JUNE 30, 2022

NOTE 9 - PENSIONS AND OTHER POSTEMPLOYMENT BENEFITS

Active members are eligible for a monthly long-term disability benefit equal to two-thirds of monthly earnings. Members receiving benefits continue to earn service credit up to their normal retirement dates. Members with long-term disability commencement dates after June 30, 1999, are limited to 30 years of service or the service on record as of the effective disability date if their service is greater than 30 years.

Contributions - In accordance with state statutes, annual actuarial valuations determine active member and employer contribution requirements. The combined active member and employer contribution rates are expected to finance the costs of benefits employees earn during the year, with an additional amount to finance any unfunded accrued liability. For the year ended June 30, 2022, statute required active ASRS members to contribute at the actuarially determined rate of 12.41 percent (12.22 percent for retirement and 0.19 percent for long-term disability) of the members' annual covered payroll, and statute required the District to contribute at the actuarially determined rate of 12.41 percent (12.01 percent for retirement, 0.21 percent for health insurance premium benefit, and 0.19 percent for long-term disability) of the active members' annual covered payroll. In addition, the District is required by statute to contribute at the actuarially determined rate of 10.22 percent (10.13 percent for retirement, and 0.09 percent for long-term disability) of annual covered payroll of retired members who may have worked for the District in positions an employee who contributes to the ASRS would typically fill. The District's contributions to the pension, health insurance premium benefit, and long-term disability plans for the year ended June 30, 2022, and for the two preceding years, all of which were equal to the required contributions, were as follows:

<u>Year ended June 30</u>	<u>Retirement Fund</u>	<u>Health Insurance Premium Benefit</u>	<u>Long-Term Disability Fund</u>	<u>Total Contributions</u>
2022	\$ 83,195	\$ 1,455	\$ 1,317	\$ 85,967
2021	75,313	2,520	1,138	78,971
2020	73,306	3,137	1,061	77,504

During fiscal year ending June 30, 2022, the District paid for pension and OPEB contributions as follows:

<u>Fund:</u>	<u>Pension and OPEB Contribution</u>	<u>Percentage by Fund</u>
General Fund	\$ 50,135	58.32 %
ESSER Grants Fund	18,246	21.22 %
Other Governmental Funds	17,586	20.46 %
Total	<u>\$ 85,967</u>	<u>100.00 %</u>

KIRKLAND ELEMENTARY SCHOOL DISTRICT NO. 23
NOTES TO THE FINANCIAL STATEMENTS
JUNE 30, 2022

NOTE 9 - PENSIONS AND OTHER POSTEMPLOYMENT BENEFITS

Liability - At June 30, 2022, the District reported the following asset and liabilities for its proportionate share of the ASRS' net pension and OPEB asset or liability.

	Net Pension /OPEB (Asset) Liability
Pension	\$ 755,524
Health insurance premium benefit	(28,112)
Long-term disability	1,189
Total OPEB	\$ (26,923)

The net liability was measured as of June 30, 2021. The total liability used to calculate the net liability was determined using update procedures to roll forward the total liability from an actuarial valuation as of June 30, 2020, to the measurement date of June 30, 2021. The total liability as of June 30, 2021, reflects changes in actuarial assumptions based on the results of an actuarial experience study for the 5-year period ended June 30, 2020, including decreasing the discount rate from 7.5 percent to 7.0 percent and changing the projected salary increases from 2.7–7.2 percent to 2.9–8.4 percent.

The District's proportion of the net liability was based on the District's actual contributions to the plan relative to the total of all participating employers' contributions for the year ended June 30, 2021, and the change from its proportions measured as of June 30, 2020, were:

	Proportion June 30, 2021	Increase (Decrease) From June 30, 2020
Pension	0.0058 %	(0.0001)%
Health Insurance premium benefit	0.0058 %	(0.0001)%
Long-term disability	0.0058 %	(0.0001)%

Expense - For the year ended June 30, 2022, the District recognized the following pension and OPEB expense.

	Pension /OPEB Expense
Pension	\$ 71,871
Health Insurance premium benefit	(3,194)
Long-term disability	902

KIRKLAND ELEMENTARY SCHOOL DISTRICT NO. 23
NOTES TO THE FINANCIAL STATEMENTS
JUNE 30, 2022

NOTE 9 - PENSIONS AND OTHER POSTEMPLOYMENT BENEFITS

Deferred outflows/inflows of resources - At June 30, 2022, the District reported deferred outflows and deferred inflows of resources related to the pension and OPEB from the following sources:

	<u>Deferred Outflows of Resources</u>	<u>Deferred Inflows of Resources</u>
Differences between expected and actual experience	\$ 11,517	\$ -
Changes in assumptions or other inputs	98,338	-
Net difference between projected and actual earnings on pension plan investments	-	239,377
Changes in proportion and differences between District contributions and proportionate share of contributions	34,239	11,202
District contributions subsequent to the measurement date	<u>83,195</u>	<u>-</u>
Total	<u>\$ 227,289</u>	<u>\$ 250,579</u>

OPEB -

	<u>Health insurance premium benefit</u>		<u>Long-term disability</u>	
	<u>Deferred Outflows of Resources</u>	<u>Deferred Inflows of Resources</u>	<u>Deferred Outflows of Resources</u>	<u>Deferred Inflows of Resources</u>
Differences between expected and actual experience	\$ -	\$ 9,749	\$ 343	\$ 97
Changes in assumptions or other inputs	1,394	1,137	380	1,498
Net difference between projected and actual earnings on pension plan investments	-	10,428	-	823
Changes in proportion and differences between District contributions and proportionate share of contributions	43	66	378	228
District contributions subsequent to the measurement date	<u>1,455</u>	<u>-</u>	<u>1,317</u>	<u>-</u>
Total	<u>\$ 2,892</u>	<u>\$ 21,380</u>	<u>\$ 2,418</u>	<u>\$ 2,646</u>

KIRKLAND ELEMENTARY SCHOOL DISTRICT NO. 23
NOTES TO THE FINANCIAL STATEMENTS
JUNE 30, 2022

NOTE 9 - PENSIONS AND OTHER POSTEMPLOYMENT BENEFITS

The amounts reported as deferred outflows of resources related to ASRS pensions and OPEB resulting from District contributions subsequent to the measurement date will be recognized as a reduction of the net liability in the year ending June 30, 2023. Other amounts reported as deferred outflows and inflows of resources related to ASRS pensions will be recognized in expenses as follows:

<u>Year ending June 30</u>	<u>Deferred Outflows (Inflows)</u>	<u>Health Insurance Premium Benefit</u>	<u>Long-Term Disability</u>
2023	\$ 31,368	\$ (4,675)	\$ (200)
2024	(2,592)	(4,487)	(186)
2025	(52,770)	(4,919)	(215)
2026	(82,491)	(5,425)	(341)
2027	-	(437)	(138)
Thereafter	-	-	(465)
Total	<u>\$ (106,485)</u>	<u>\$ (19,943)</u>	<u>\$ (1,545)</u>

Actuarial assumptions - The significant actuarial assumptions used to measure the total pension liability are as follows:

Actuarial valuation date	June 30, 2020
Actuarial roll forward date	June 30, 2021
Actuarial cost method	Entry age normal
Investment rate of return	7.0%
Projected salary increase	2.9 - 8.4% for pensions /not applicable for OPEB
Inflation	2.3%
Permanent benefit increase	Included for pensions /not applicable for OPEB
Mortality rates	2017 SRA Scale U-MP for pensions and health insurance premium
Recovery rates	2012 GLTD for long-term disability
Healthcare cost trend rate	Not applicable

Actuarial assumptions used in the June 30, 2020, valuation were based on the results of an actuarial experience study for the 5-year period ended June 30, 2020.

KIRKLAND ELEMENTARY SCHOOL DISTRICT NO. 23
NOTES TO THE FINANCIAL STATEMENTS
JUNE 30, 2022

NOTE 9 - PENSIONS AND OTHER POSTEMPLOYMENT BENEFITS

The long-term expected rate of return on ASRS plan investments was determined to be 7.0 percent using a building-block method in which best-estimate ranges of expected future real rates of return (expected returns, net of plan investment expense and inflation) are developed for each major asset class. These ranges are combined to produce the long-term expected rate of return by weighting the expected future real rates of return by the target asset allocation percentage and by adding expected inflation. The target allocation and best estimates of geometric real rates of return for each major asset class are summarized in the following table:

<u>Asset Class</u>	<u>Target Allocation</u>	<u>Long-Term Expected Geometric Real Rate of Return</u>
Equity	50.00 %	4.90 %
Fixed income - credit	20.00 %	5.20 %
Fixed income - interest rate sensitive	10.00 %	0.70 %
Real estate	20.00 %	5.70 %
Total	<u>100.00 %</u>	

Discount rate - At June 30, 2021, the discount rate used to measure the ASRS total pension and OPEB liability was 7.0 percent, which was a decrease of 0.5 from the discount rate used as of June 30, 2020. The projection of cash flows used to determine the discount rate assumed that contributions from participating employers will be made based on the actuarially determined rates based on the ASRS Board's funding policy, which establishes the contractually required rate under Arizona statute. Based on those assumptions, the plans' fiduciary net position was projected to be available to make all projected future benefit payments of current plan members. Therefore, the long-term expected rate of return on plan investments was applied to all periods of projected benefit payments to determine the total pension and OPEB liability.

Sensitivity of the District's proportionate share of the ASRS net pension and OPEB liability to changes in the discount rate - The following table presents the District's proportionate share of the net pension and OPEB liability calculated using the discount rate of 7.0 percent, as well as what the District's proportionate share of the net pension and OPEB liability would be if it were calculated using a discount rate that is 1 percentage point lower (6.0 percent) or 1 percentage point higher (8.0 percent) than the current rate:

	<u>1% Decrease (6.0%)</u>	<u>Current Discount Rate (7.0%)</u>	<u>1% Increase (8.0%)</u>
District's proportionate share of the:			
Net pension liability	\$ 1,188,377	\$ 755,524	\$ 394,645
Net health insurance premium benefit liability (asset)	(18,613)	(28,112)	(36,189)
Net long-term disability liability	1,548	1,189	841

**KIRKLAND ELEMENTARY SCHOOL DISTRICT NO. 23
NOTES TO THE FINANCIAL STATEMENTS
JUNE 30, 2022**

NOTE 9 - PENSIONS AND OTHER POSTEMPLOYMENT BENEFITS

Plan fiduciary net position - Detailed information about the plan's fiduciary net position is available in the separately issued ASRS financial report.

Contributions payable - The District's accrued payroll and employee benefits included \$964 of outstanding pension and OPEB contribution amounts payable to ASRS for the year ended June 30, 2022.

NOTE 10 - FINANCED PURCHASES

The District has acquired a school bus under contract agreements in a total purchase price of \$150,741. The following schedule details debt service requirements to maturity for the District's financed purchases at June 30, 2022:

Year ending June 30	Governmental activities	
	Principal	Interest
2023	\$ 32,428	\$ 1,225

NOTE 11 - ADVANCES FROM GRANTORS

Governmental funds report advances from grantors for assets that are transferred to the District prior to the District fulfilling all program requirements that would entitle them to recognize the revenue. As of June 30, 2022, the advances from grantors reported in the governmental funds were as follows:

Other Governmental Funds:	
Advances from state grants	\$ 49
Advances from federal grants	35
Total Other Governmental Funds:	84
Total advances from grantors	\$ 84

NOTE 12 - DEFICIT FUND BALANCES

The District reported a deficit fund balance in the following funds:

	Deficit
Net School Facilities Fund	\$ 6,349

The deficit is due to the differences of the District being allowed to expend up to approved award amounts and the timing of related revenue to be received by the District. Future receipts are expected to eliminate the deficit fund balances.

KIRKLAND ELEMENTARY SCHOOL DISTRICT NO. 23
NOTES TO THE FINANCIAL STATEMENTS
JUNE 30, 2022

NOTE 13 - RISK MANAGEMENT

The District is exposed to various risks of loss related to torts; theft of, damage to, and destruction of assets; errors and omissions; injuries to employees; and natural disasters. The District is a member of the Arizona School Risk Retention Trust, Inc (ASRRT), together with other school districts in the state. ASRRT is a public entity risk pool currently operating as a common risk management and insurance program for member school districts. The District pays an annual premium to ASRRT for its general insurance coverage. The agreement provides that ASRRT will be self-sustaining through member premiums and will reinsure through commercial companies for claims in excess of specified amounts.

For employee health insurance, the District is a member of the Arizona School Boards Association Insurance Trust (ASBAIT), together with other school districts. ASBAIT was established in 1981 by the Arizona School Board Association. Its formation was in response to Arizona school administrators desire to obtain comprehensive health benefits at reasonable costs. ASBAIT operates by an "Agreement and Declaration of Trust" in accordance with the laws of the State of Arizona, including, without limitation, §15-382 A.R.S. The agreement provides that ASBAIT will be self-sustaining through member premiums and will reinsure through commercial companies for claims in excess of specified amounts.

The District is a member of the Arizona School Alliance for Workers' Compensation, Inc. (the Alliance). The Alliance was established in 1996 and is structured as a self-insurance pool that is owned and governed by its members. The agreement provides that the Alliance will be self-sustaining through member premiums and will reinsure through commercial companies for claims in excess of specified amounts.

For insured programs, there have been no significant reductions in insurance coverage. Settlement amounts have not exceeded insurance coverage for the current year or the three prior fiscal years.

NOTE 14 - COMMITMENTS AND CONTINGENCIES

Federal grants - In the normal course of operations, the District receives grant funds from various federal agencies. The grant programs are subject to audit by agents of the granting authority, the purpose of which is to insure compliance with conditions precedent to the granting of funds. Any liability for reimbursement which may arise as the result of audits of grant funds is not believed by District officials to be material.

Litigation - Each year the District receives notices of claims for damages occurring generally from negligence, bodily injury, breach of contract, and other legal matters. The filing of such claims commences a statutory period for initiating a lawsuit against the District arising therefrom. The District has comprehensive general liability insurance with the ASRRT. The District is not aware of any litigation that might result in a materially adverse outcome.

Contingencies - On March 11, 2020, the World Health Organization declared the spread of Coronavirus Disease (COVID-19) a worldwide pandemic. The COVID-19 pandemic is having significant effects on global markets, supply chains, businesses, and communities. Management believes the District is taking appropriate actions to mitigate the negative impact. However, the full impact of COVID-19 is unknown and cannot be reasonably estimated since it is still developing.

KIRKLAND ELEMENTARY SCHOOL DISTRICT NO. 23
NOTES TO THE FINANCIAL STATEMENTS
JUNE 30, 2022

NOTE 15 - SUBSEQUENT EVENTS

New School Building - On June 30, 2021, the Arizona State Facilities Board approved the construction of a K-8 replacement school with a budget of \$3 million for the District. On August 26, 2021, the District entered into a contract with a project management firm for \$191,852, and on November 19, 2021, the District entered into a contract with an architectural firm for \$212,804. The design firm has completed the schematic drawings and starting on the construction drawings. The District is planning to have a contractor under contract during fiscal year 2022-2023.

This page is intentionally left blank.

REQUIRED SUPPLEMENTARY INFORMATION

This page is intentionally left blank.

**KIRKLAND ELEMENTARY SCHOOL DISTRICT NO. 23
BUDGETARY COMPARISON SCHEDULE - GENERAL FUND
YEAR ENDED JUNE 30, 2022**

	<u>Budgeted Amounts</u>		<u>Actual Amounts</u>	<u>Variance</u>
	<u>Adopted</u>	<u>Final</u>		
Revenues:				
Property taxes	\$ 492,459	\$ 590,750	\$ 443,279	\$ (147,471)
State aid and grants	444,183	532,838	399,824	(133,014)
Other local revenue	<u>123,382</u>	<u>148,008</u>	<u>111,060</u>	<u>(36,948)</u>
Total revenues	<u>1,060,024</u>	<u>1,271,596</u>	<u>954,163</u>	<u>(317,433)</u>
Expenditures:				
Regular education:				
Instruction	431,080	499,160	285,224	213,936
Support services - students and staff	17,057	19,480	21,890	(2,410)
Support services - administration	202,080	226,711	182,911	43,800
Operation and maintenance of plant	86,794	77,283	85,536	(8,253)
Other	-	50	-	50
Operation of non-instructional services	<u>25,075</u>	<u>42,529</u>	<u>12,064</u>	<u>30,465</u>
Total regular education	<u>762,086</u>	<u>865,213</u>	<u>587,625</u>	<u>277,588</u>
Special education:				
Instruction	245,680	245,680	150,939	94,741
Support services - students and staff	<u>41,763</u>	<u>41,763</u>	<u>51,033</u>	<u>(9,270)</u>
Total special education	<u>287,443</u>	<u>287,443</u>	<u>201,972</u>	<u>85,471</u>
Student transportation services:				
Student transportation services	-	101,900	120,121	(18,221)
K-3 reading program:				
Instruction	<u>-</u>	<u>4,450</u>	<u>4,379</u>	<u>71</u>
Total expenditures	<u>1,049,529</u>	<u>1,259,006</u>	<u>914,097</u>	<u>344,909</u>
Net changes in fund balances	10,495	12,590	40,066	27,476
Fund balance, July 1, 2021	<u>52,160</u>	<u>52,160</u>	<u>52,160</u>	<u>-</u>
Fund balance, June 30, 2022	<u>\$ 62,655</u>	<u>\$ 64,750</u>	<u>\$ 92,226</u>	<u>\$ 27,476</u>

See note accompanying this schedule.

This page is intentionally left blank.

**KIRKLAND ELEMENTARY SCHOOL DISTRICT NO. 23
BUDGETARY COMPARISON SCHEDULE - ESSER GRANTS FUND
YEAR ENDED JUNE 30, 2022**

	<u>Budgeted Amounts</u>		<u>Actual Amounts</u>	<u>Variance</u>
	<u>Adopted</u>	<u>Final</u>		
Revenues:				
Federal aid and grants	\$ 219,661	\$ 487,647	\$ 292,478	\$ (195,169)
Total revenues	<u>219,661</u>	<u>487,647</u>	<u>292,478</u>	<u>(195,169)</u>
Expenditures:				
Current:				
Instruction	121,548	269,836	163,459	106,377
Support services - students and staff	4,563	10,131	6,137	3,994
Support services - administration	26,779	59,450	36,013	23,437
Operation and maintenance of plant	28,234	62,679	37,969	24,710
Student transportation services	5,472	12,148	7,359	4,789
Operation of non-instructional services	877	1,948	1,180	768
Capital outlay	4,988	11,073	6,708	4,365
Debt service:				
Principal	23,234	51,579	31,245	20,334
Interest	1,791	3,975	2,408	1,567
Total expenditures	<u>217,486</u>	<u>482,819</u>	<u>292,478</u>	<u>190,341</u>
Net change in fund balances	2,175	4,828	-	(4,828)
Fund balance, July 1, 2021	<u>-</u>	<u>-</u>	<u>-</u>	<u>-</u>
Fund balance, June 30, 2022	<u>\$ 2,175</u>	<u>\$ 4,828</u>	<u>\$ -</u>	<u>\$ (4,828)</u>

KIRKLAND ELEMENTARY SCHOOL DISTRICT NO. 23
SCHEDULE OF THE DISTRICT'S PROPORTIONATE SHARE OF THE NET PENSION LIABILITY
JUNE 30, 2022

ASRS - Pension	Reporting Fiscal Year (Measurement Date)			
	2022 (2021)	2021 (2020)	2020 (2019)	2019 (2018)
District's proportion of the net pension liability	0.01 %	0.01 %	0.01 %	0.01 %
District's proportionate share of the net pension liability	\$ 755,524	\$ 1,015,334	\$ 746,475	\$ 804,712
District's covered payroll	\$ 495,355	\$ 526,813	\$ 478,040	\$ 493,775
District's proportionate share of the net pension liability as a percentage of its covered payroll	152.52 %	192.73 %	156.15 %	162.97 %
Plan fiduciary net position as a percentage of the total pension liability	78.58 %	69.33 %	73.24 %	73.40 %

Reporting Fiscal Year (Measurement Date)				
2018 (2017)	2017 (2016)	2016 (2015)	2015 (2014)	2014 through 2013
0.01 %	0.01 %	- %	- %	Information is not available. Additional information will be presented as it becomes available.
\$ 822,521	\$ 908,739	\$ 814,904	\$ 790,521	
\$ 545,160	\$ 585,813	\$ 477,506	\$ 521,235	
150.88 %	155.12 %	170.66 %	151.66 %	
69.92 %	67.06 %	68.35 %	69.49 %	

KIRKLAND ELEMENTARY SCHOOL DISTRICT NO. 23
SCHEDULE OF THE DISTRICT'S PROPORTIONATE SHARE OF THE OTHER
POSTEMPLOYMENT BENEFIT LIABILITY
JUNE 30, 2022

ASRS - Health Insurance Premium Benefit	Reporting Fiscal Year (Measurement Date)			
	2022 (2021)	2021 (2020)	2020 (2019)	2019 (2018)
District's proportion of the net pension liability	0.01 %	0.01 %	0.01 %	0.01 %
District's proportionate share of the net pension liability	\$ (28,112)	\$ (4,163)	\$ (1,420)	\$ (2,053)
District's covered payroll	\$ 495,355	\$ 526,813	\$ 478,040	\$ 493,775
District's proportionate share of the net pension liability as a percentage of its covered payroll	(5.68)%	(0.79)%	(0.30)%	(0.42)%
Plan fiduciary net position as a percentage of the total pension liability	130.24 %	104.33 %	101.62 %	102.20 %

ASRS - Long-Term Disability	Reporting Fiscal Year (Measurement Date)			
	2022 (2021)	2021 (2020)	2020 (2019)	2019 (2018)
District's proportion of the net pension liability	0.01 %	0.01 %	0.01 %	0.01 %
District's proportionate share of the net pension liability	\$ 1,189	\$ 4,445	\$ 3,342	\$ 3,015
District's covered payroll	\$ 495,355	\$ 526,813	\$ 478,040	\$ 493,775
District's proportionate share of the net pension liability as a percentage of its covered payroll	0.24 %	0.84 %	0.70 %	0.61 %
Plan fiduciary net position as a percentage of the total pension liability	78.58 %	68.01 %	72.85 %	77.83 %

Reporting
Fiscal Year
(Measurement Date)

2018
through
2013

Information
not available;
additional
information
will be
presented as
it becomes
available.

Reporting
Fiscal Year
(Measurement Date)

2018
through
2013

Information
not available;
additional
information
will be
presented as
it becomes
available.

**KIRKLAND ELEMENTARY SCHOOL DISTRICT NO. 23
SCHEDULE OF DISTRICT PENSION CONTRIBUTIONS
JUNE 30, 2022**

ASRS - Pension	Reporting Fiscal Year			
	<u>2022</u>	<u>2021</u>	<u>2020</u>	<u>2019</u>
Statutorily required contribution	\$ 83,195	\$ 75,313	\$ 73,306	\$ 60,442
District's contributions in relation to the statutorily required contribution	<u>83,195</u>	<u>75,313</u>	<u>73,306</u>	<u>60,442</u>
District's contribution deficiency (excess)	<u>\$ -</u>	<u>\$ -</u>	<u>\$ -</u>	<u>\$ -</u>
District's covered payroll	\$ 403,241	\$ 495,355	\$ 526,813	\$ 478,040
District's contributions as a percentage of covered payroll	20.63 %	15.20 %	13.91 %	12.64 %

Reporting Fiscal Year

<u>2018</u>	<u>2017</u>	<u>2016</u>	<u>2015</u>	<u>2014</u>	<u>2013</u>
\$ 62,440	\$ 55,434	\$ 57,051	\$ 52,746	\$ 52,023	Information is not available. Additional information will be presented as it becomes available.
<u>62,440</u>	<u>55,434</u>	<u>57,051</u>	<u>52,746</u>	<u>52,023</u>	
<u>\$ -</u>	<u>\$ -</u>	<u>\$ -</u>	<u>\$ -</u>	<u>\$ -</u>	
\$ 493,775	\$ 545,160	\$ 585,813	\$ 477,506	\$ 521,235	
12.65 %	10.17 %	9.74 %	11.05 %	9.98 %	

KIRKLAND ELEMENTARY SCHOOL DISTRICT NO. 23
SCHEDULE OF DISTRICT OTHER POSTEMPLOYMENT BENEFIT CONTRIBUTIONS
JUNE 30, 2022

ASRS - Health Insurance Premium
Benefit

	Reporting Fiscal Year			
	2022	2021	2020	2019
Statutorily required contribution	\$ 1,455	\$ 2,520	\$ 3,137	\$ 2,484
District's contributions in relation to the statutorily required contribution	<u>1,455</u>	<u>2,520</u>	<u>3,137</u>	<u>2,484</u>
District's contribution deficiency (excess)	<u>\$ -</u>	<u>\$ -</u>	<u>\$ -</u>	<u>\$ -</u>
District's covered payroll	\$ 403,241	\$ 495,355	\$ 526,813	\$ 478,040
District's contributions as a percentage of covered payroll	<u>0.36 %</u>	<u>0.51 %</u>	<u>0.60 %</u>	<u>0.52 %</u>

ASRS - Long-Term Disability

	Reporting Fiscal Year			
	2022	2021	2020	2019
Statutorily required contribution	\$ 1,317	\$ 1,138	\$ 1,061	\$ 841
District's contributions in relation to the statutorily required contribution	<u>1,317</u>	<u>1,138</u>	<u>1,061</u>	<u>841</u>
District's contribution deficiency (excess)	<u>\$ -</u>	<u>\$ -</u>	<u>\$ -</u>	<u>\$ -</u>
District's covered payroll	\$ 403,241	\$ 495,355	\$ 526,813	\$ 478,040
District's contributions as a percentage of covered payroll	<u>0.33 %</u>	<u>0.23 %</u>	<u>0.20 %</u>	<u>0.18 %</u>

Reporting Fiscal Year

<u>2018</u>	<u>2017</u>	<u>2016</u>	<u>2015</u>	<u>2014</u>	<u>2013</u>
\$ 2,521	\$ 2,880	\$ 2,629	\$ 2,409	\$ 2,397	Information not available; additional information will be presented as it becomes available.
<u>2,521</u>	<u>2,880</u>	<u>2,629</u>	<u>2,409</u>	<u>2,397</u>	
<u>\$ -</u>	<u>\$ -</u>	<u>\$ -</u>	<u>\$ -</u>	<u>\$ -</u>	
\$ 493,775	\$ 545,160	\$ 585,813	\$ 477,506	\$ 521,235	
<u>0.51 %</u>	<u>0.53 %</u>	<u>0.45 %</u>	<u>0.50 %</u>	<u>0.46 %</u>	

Reporting Fiscal Year

<u>2018</u>	<u>2017</u>	<u>2016</u>	<u>2015</u>	<u>2014</u>	<u>2013</u>
\$ 879	\$ 681	\$ 551	\$ 509	\$ 1,155	Information not available; additional information will be presented as it becomes available.
<u>879</u>	<u>681</u>	<u>551</u>	<u>509</u>	<u>1,155</u>	
<u>\$ -</u>	<u>\$ -</u>	<u>\$ -</u>	<u>\$ -</u>	<u>\$ -</u>	
\$ 493,775	\$ 545,160	\$ 585,813	\$ 477,506	\$ 521,235	
<u>0.18 %</u>	<u>0.12 %</u>	<u>0.09 %</u>	<u>0.11 %</u>	<u>0.22 %</u>	

**KIRKLAND ELEMENTARY SCHOOL DISTRICT NO. 23
NOTE TO REQUIRED SUPPLEMENTARY INFORMATION
JUNE 30, 2022**

NOTE 1 - BUDGETARY COMPLIANCE AND ACCOUNTABILITY

The District's budget is prepared on a basis consistent with accounting principles generally accepted in the United States of America, except for the following item:

- A. The General Fund, as reported in the budgetary comparison schedule, includes the District's Maintenance and Operation Fund (M&O) in addition to several other District funds consistent with accounting principles generally accepted in the United States of America. In accordance with Arizona Revised Statutes, the District is required to budget expenditures at the individual fund level.

The following schedule presents financial statement details of the District's M&O Fund, the main budgetary fund for the District per Arizona Revised Statutes, separately for analysis.

	General Fund			
	Revenues	Expenditures	Beginning Fund Balance	Ending Fund Balance
Statement of Revenues, Expenditures, and Changes in Fund Balance - Governmental Funds - General Fund	\$ 1,021,016	\$ 985,855	\$ 97,871	\$ 133,032
Less: budgeted special revenue funds reported within the General Fund	66,853	71,758	45,711	40,806
Maintenance and Operation - GAAP	\$ 954,163	\$ 914,097	\$ 52,160	\$ 92,226

**REPORT ON INTERNAL CONTROL
AND ON COMPLIANCE**

This page intentionally left blank.



INDEPENDENT AUDITORS' REPORT ON INTERNAL CONTROL OVER FINANCIAL REPORTING AND ON COMPLIANCE AND OTHER MATTERS BASED ON AN AUDIT OF FINANCIAL STATEMENTS PERFORMED IN ACCORDANCE WITH GOVERNMENT AUDITING STANDARDS

Governing Board of
Kirkland Elementary School District No. 23
Kirkland, Arizona

We have audited, in accordance with the auditing standards generally accepted in the United States of America and the standards applicable to financial audits contained in *Government Auditing Standards*, issued by the Comptroller General of the United States, the financial statements of the governmental activities, each major fund, and the aggregate remaining fund information of Kirkland Elementary School District No. 23 (District) as of and for the year ended June 30, 2022, and the related notes to the financial statements, which collectively comprise the District's basic financial statements, and have issued our report thereon dated February 24, 2023.

Report On Internal Control over Financial Reporting

In planning and performing our audit of the financial statements, we considered the District's internal control over financial reporting (internal control) to determine the audit procedures that are appropriate in the circumstances for the purpose of expressing our opinions on the financial statements, but not for the purpose of expressing an opinion on the effectiveness of the District's internal control. Accordingly, we do not express an opinion on the effectiveness of the District's internal control.

A *deficiency in internal control* exists when the design or operation of a control does not allow management or employees, in the normal course of performing their assigned functions, to prevent, or detect and correct misstatements on a timely basis. A *material weakness* is a deficiency, or combination of deficiencies, in internal control, such that there is a reasonable possibility that a material misstatement of the District's financial statements will not be prevented, or detected and corrected on a timely basis. A *significant deficiency* is a deficiency, or a combination of deficiencies, in internal control that is less severe than a material weakness, yet important enough to merit attention by those charged with governance.

Our consideration of the internal control was for the limited purpose described in the first paragraph of this section and was not designed to identify all deficiencies in internal control that might be material weaknesses or, significant deficiencies. Given these limitations, during our audit we did not identify any deficiencies in internal control that we consider to be material weaknesses. However, material weaknesses or significant deficiencies may exist that were not identified.

Report On Compliance and Other Matters

As part of obtaining reasonable assurance about whether the District's financial statements are free of material misstatement, we performed tests of its compliance with certain provisions of laws, regulations, contracts, and grant agreements, noncompliance with which could have a direct and material effect on the determination of financial statement amounts. However, providing an opinion on compliance with those provisions was not an objective of our audit and, accordingly, we do not express such an opinion. The results of our tests disclosed no instances of noncompliance or other matters that are required to be reported under *Government Auditing Standards*.

We noted certain other matters that we reported to management of the District in a separate document entitled Uniform System of Financial Records (USFR) Compliance Questionnaire dated February 24, 2023.

Purpose of this Report

The purpose of this report is solely to describe the scope of our testing of internal control and compliance and the results of that testing, and not to provide an opinion on the effectiveness of the entity's internal control or on compliance. This report is an integral part of an audit performed in accordance with Government Auditing Standards in considering the District's internal control and compliance. Accordingly, this communication is not suitable for any other purpose.

CWDL, Certified Public Accountants

Scottsdale, Arizona
February 24, 2023